

Early childhood care
and education in Canada:
Provinces and Territories

1998

Childcare Resource and Research Unit

Canadian Cataloguing in Publication Data

Main entry under title:

Early childhood care and education in Canada: Provinces and Territories: 1998
4th ed.

Previous eds. published under title: Child care in Canada
Includes bibliographical references and index.

ISBN 1-896051-19-7

1. Child care services - Government policy - Canada. 2. Day care centres - Government policy - Canada. 3. Early childhood education - Canada. I. University of Toronto. Childcare Resource and Research Unit. II. Title: Child care in Canada.

HQ778.7.C344 2000 362.71'2'0971 C00-930231-X

Copyright © Childcare Resource and Research Unit 2000

Portions of this material may be reproduced for personal or educational purposes if appropriate attribution is made.

For further information, contact the publisher:

Childcare Resource and Research Unit
Centre for Urban and Community Studies
University of Toronto
455 Spadina Avenue, Suite 305
Toronto, Ontario
Canada M5S 2G8
Telephone: (416) 978-6895
Facsimile: (416) 971-2139
e-mail: cr ru@chass.utoronto.ca
website: <http://www.childcarecanada.org>

This document is printed on oxygen bleached 50% recycled paper, 10% post consumer waste, using vegetable ink dye, by union labour at Artcraft Printing Inc., Toronto.

MANY, MANY THANKS TO...

Jane Beach, who assembled the provincial/territorial data from government officials; Richard Shillington, who provided demographic data; Donna Lero and Gillian Doherty, who made data from *You bet I care!* available; Michael Friendly for constructing the Long View graphs; provincial/territorial /federal officials and child care organizations who were most generous with their time. Thanks to Maureen Emanuel, Michelle Turiano, Vivian Lo and Jesse Clarke of the Childcare Resource and Research Unit and Vera Ndaba of the University of Toronto Urban International. And much appreciation to the people at Child Care Visions, Social Development Partnerships, Human Resources Development Canada for their support.

PREFACE

This document is the fourth version of *Child care in Canada: Provinces and territories* that the Childcare Resource and Research Unit has produced. The 1998 version has a modified title: *Early childhood care and education in Canada: Provinces and territories: 1998*. This change of language has a close relationship to a significant shift in the Canadian conception of child care, not only in the child care community but among other sectors of the population as well. A quote from Carol Bellamy, Executive Director of UNICEF sums this up:

There is a growing consensus that child care and early education are inseparable.

In the end of the 1990s, there has been a convergence of ideas about why and how early childhood care and education (or early childhood development services) are important not only for individual Canadian children and families but for Canadian society-at-large. Researchers, policy analysts, and sectoral groups in diverse fields - economics, health and medicine, education, human rights, and business groups - have come to support traditional advocates in feminist, social justice and trade union circles to insist that action on child care is imperative. There is broad recognition that a strategy for developing early childhood services that offer **both** early childhood education to strengthen healthy development for all children **and** child care to support mothers' labour force participation is in the public interest.

That Canada does not provide adequate early childhood care and education has been well documented and is not in dispute. Central to the weakness of existing approaches to early childhood development services is that a coherent public policy has not been developed. As a result, there is even more fragmentation and incoherence of services than there was two decades ago. The mishmash of services offers "educational" kindergarten for almost all five-year-olds. However, as it is mostly part-day, and of only one year's duration, Canadian preschoolers' early education opportunities are much more limited than are those of their peers in most countries in mainland Europe where virtually all three-to five-year-olds attend publicly-funded full school-day programs. In Canada, to fill this gap, some preschoolers younger than kindergarten age attend part-day nursery schools - if their parents can afford to pay.

The labour force participation rate of Canadian women with children aged 0-6 has been above 65% for some years, and is higher than it is in many other industrialized nations. Yet as this publication shows, the availability of good quality care for their children has improved little, so that the vast majority of children are cared for in informal arrangements that are by no stretch of the imagination "early childhood education".

While most early childhood care and education services are under provincial aegis, several other early childhood programs with related objectives are fully funded by and the responsibility of the federal government. The federal government also delivers a tax deduction directly to parents to cover the cost of work-related care regardless of the quality or "developmental" value.

Every aspect of early childhood education and child care varies widely across Canada's provinces and territories - the range of services offered, eligibility, funding, statutory requirements for their provision, monitoring and enforcement of standards - and there may be almost as much range within provinces as there is among them. The objectives of programs providing early childhood care and/or education range from "providing opportunities for healthy child development" to "ensuring that children are 'ready to learn' at school-entry age" to "providing a 'head start' for children at-risk" to "supporting the transition of single mothers from welfare to work" to "supporting the workforce participation costs of parents with young children" to "reducing crime in the future".

It is sometimes suggested that this wide variety is an appropriate response to regional diversity in community needs. In reality, however, early childhood care and education services in most of Canada have been developed so incoherently that although each province and territory has a tangle of programs, only a minority of children and families has access to services that provide the reliable "care" parents need or the early childhood education (or early childhood development) services that are of demonstrated benefit. A statement made by a 1988 Senate committee studying child care still rings true in 1999:

Provincial child care programs resemble each other.in what they lack...our intention is...to suggest how rudimentary (the) system really is. (Subcommittee of the Standing Committee on Social Affairs, Science and Technology, Senate of Canada, 1998: 1)

This version of *Provinces and territories*, in a very small way, tries to contribute to closing the gaps among the variety of child care, early childhood education, and child development services. The reader will note that most of the information continues to be concerned with regulated child care rather than with kindergarten, Aboriginal Head Start or other related services. The mandate of the Childcare Resource and Research Unit (CRRU) and this publication is regulated child care. Yet some information is provided about other early childhood services in an attempt to foster conceptualization of early childhood programs holistically rather than maintaining them as different "silos" with different funding and different eligibility.

In closing, it is important to note the frailty of much of the data included in this publication. There continues to be little reliable, recurrently collected cross-Canada data about regulated child care, kindergarten, or related early childhood services. Most data were kindly provided by provincial/territorial governments, and every attempt was made by CRRU to ensure that the same categories of data were used from jurisdiction to jurisdiction as well as from year to year. Data sources, with appropriate reservations, may be found in the section titled EXPLANATORY NOTES.

Martha Friendly

TABLE OF CONTENTS

THE FEDERAL ROLE	i
EXPLANATORY NOTES	ii
PROVINCES AND TERRITORIES	
Newfoundland & Labrador	1
Prince Edward Island	7
Nova Scotia	15
New Brunswick	23
Québec	29
Ontario	39
Manitoba	47
Saskatchewan	55
Alberta	63
British Columbia	71
Northwest Territories	79
Yukon Territory	85
Aboriginal Child Care	91
THE BIG PICTURE	
Table 1 Number of children 0-12 years - 1998 (rounded)	95
Table 2 Children 0-12 years with mothers in the paid labour force 1998 (rounded)	95
Table 3 Regulated child care spaces - 1998	96
Table 4 Sponsorship of regulated centre-based spaces - 1998	97
Table 5 Varieties of child care services - 1998	98
Table 6 Family-related leave - 1998	99
Table 7 Aboriginal child care - 1998	100-101
Table 8 Child care for children with special needs - 1998	102-103
Table 9 Annual allocation to regulated child care for each child in the province 0-12 years - 1998	104
Table 10 Net income eligibility levels for full and partial child care fee subsidies and provincial average low income cut-offs - 1998	105
Table 11 Number and percent of children in regulated child care receiving subsidies - 1998	106
Table 12 Median monthly parent fees for full-time, centre-based care - 1998	107
Table 13 Average percentage of revenue from three sources - 1998	108
Table 14 Maximum number of children permitted in unregulated child care - 1998	109
Table 15 Legislated staff: child ratios in full-day centre-based child care - 1998	109
Table 16 Maximum group sizes in full-day centre-based child care - 1998	110
Table 17 Legislated requirements for family day care providers - 1998	111
Table 18 Minimum early childhood training requirements for centre-based staff - 1998	112-113
Table 19 Years of early childhood care and education training of centre-based staff - 1998	114
Table 20 Mean gross hourly wage for centre-based child care staff - 1998	115
Table 21 Percent of an average centre's budget spent on wages and benefits - 1998	116
THE LONG VIEW	
Table 1 Number of children 0-12 years in Canada - 1991, 1995, 1998 (rounded)	119
Table 2 Children 0-12 years with mothers in the paid labour force - 1991, 1995, 1998 (rounded)	120
Table 3 Regulated child care spaces - 1992, 1995, 1998	121
Table 4 Percent of children 0-12 for whom there is a regulated child care space - 1992, 1995, 1998	122
Table 5 Percent of regulated centre-based spaces that are not-for-profit - 1992, 1995, 1998	123
Table 6 Annual provincial allocations for regulated child care - 1992, 1995, 1998	124
Table 7 Annual allocation to regulated child care for each child in the province aged 0-12 years - 1992, 1995, 1998	125
Table 8 Annual provincial allocation (in actual \$) for each child in regulated child care - 1992, 1995, 1998	126

Continued next page...

Table 9	Net income eligibility levels for full child care subsidy for one parent, one child family - 1992, 1995, 1998	127
Table 10	Number and percent of children in regulated child care who are subsidized -1992, 1995, 1998	128
Table 11	Real annual (after tax) income for assisstant teachers and teachers - 1991, 1998	130
Table 12	Mean gross hourly wage (in actual \$) for centre-based staff - 1991, 1998	131

FIGURES

Figure 1	Percent of children 0-12 for whom there is a regulated child care space - 1992, 1995, 1998	122
Figure 2	Percent of regulated centre-based spaces that are not-for-profit - 1992, 1995, 1998	123
Figure 3	Annual allocation to regulated child care for each child in the province aged 0-12 years - 1992, 1995, 1998	125
Figure 4	Net income eligibility levels for full child care subsidy for one parent one child family - 1992, 1995, 1998	129
Figure 5	Percent of children in regulated child care who are subsidized - 1992, 1995, 1998	129

FURTHER READINGS

133

THE FEDERAL ROLE IN EARLY CHILDHOOD CARE AND EDUCATION

Canada does not have a national policy or strategy for child care and early childhood development services. In Canada, regulated child care and most other early childhood services - like health, social services, elementary, secondary, and post-secondary education - are under provincial jurisdiction. Each of Canada's 12 (and with the development of Nunavut in 1999 - 13) jurisdictions has a program of regulated child care (including nursery schools) that legislates requirements for operation of services, defines the operation of services, and provides some funding arrangements. Provincial/territorial governments (with the exception of Prince Edward Island) also provide separate public kindergartens under Ministries of Education; the federal government has historically had no involvement - no funding or policy role - in elementary or secondary education. Other early childhood services like Aboriginal Head Start and Community Action Program for Children are under the aegis of, and funded by, the federal government. The range and quality of services - and families' accessibility to them - delivered through this potpourri of early childhood care and education services varies enormously across Canada.

Historical role for the federal government

While health, education and social services in Canada are under provincial/territorial jurisdiction, their course has often been influenced by the federal government. The Government of Canada's role has arisen primarily from its spending power, and has ranged from an early history of moulding elementary and secondary education, to a strong principle-setting role in health care, to a funding role, as in post-secondary education.

Historically, although the federal government's role in regulated child care has mostly been indirect and limited, it has nevertheless had a significant impact. There was organized child care in many of Canada's provinces as early as the 1920s but the federal government played no role in it until World War II. A 1942 federal order-in-council established the *Dominion-Provincial War-time Agreement*, the first - and most direct - federal intervention in child care. It offered 50 percent cost-sharing to assist provinces in providing child care for children whose mothers were working in essential war industries. Only Ontario and Québec participated in this agreement. After the war, the federal government withdrew its support and all six of the Québec child care centres, and many of Ontario's, closed.

The federal government's second foray into child care began with the introduction of the *Canada Assistance Plan* (CAP), intended to ameliorate or prevent poverty, in 1966. For the purpose of 50-50 federal/provincial cost-sharing, CAP treated child care like other "welfare services" or "items of assistance", using two routes to reimburse provincial spending. CAP established federal conditions for cost-sharing, stipulating that federal funds were available only for needy - or potentially needy - families, and that to be eligible for funding as a welfare service, child care had to be regulated and not-for-profit.

As social services are a provincial responsibility, the provinces were not compelled to participate in CAP. However, the provinces all began to use the child care provisions although it took more than a decade for all to participate. CAP thus began to spur development of child care services throughout Canada, shaping their evolution as a welfare rather than a universal program throughout the 1970s and 1980s. In the 1970s, another impetus for the expansion of non-profit child care services in some provinces were the federal Local Initiatives Projects (LIP). In 1971, parental out-of-pocket child care expenses were allowed as a tax deduction under *The Income Tax Act*, and maternity benefits were included under *The Unemployment Insurance Act*. In the 1980s, although there were always difficulties with the limited funding arrangements, the supply of regulated child care services grew dramatically throughout Canada, and most of the provinces developed and refined service delivery, regulation and funding. Between 1984 and 1995, there were three significant attempts to develop a national approach to child care; three successive federal governments announced that a national strategy for child care would be developed. Each of these - the Task Force on Child Care set up by the Trudeau government; the Special Committee on Child Care (Brian Mulroney); and the initiative based on Jean Chrétien's 1993 *Red Book* election commitment - was initiated by the federal government, and each recognized the primacy of the provincial role in services like child care. For three different reasons, none of these efforts produced a Canadian child care strategy or program.

In the mid 1990s, the federal government introduced new services for "early childhood development" - Aboriginal Head Start* (a targeted early intervention program) and Community Action Programs for Children (established through bilateral federal/provincial agreements for children-at-risk) - both under the aegis of Health Canada.

* In 1999, the Aboriginal Head Start program established for off-reserve native groups under the aegis of Health Canada was extended to on-reserve First Nations.

In 1995, the federal government also announced the First Nations/Inuit Child Care Initiative to fund and establish child care programs in cooperation with regional First Nations and Inuit groups. This was in addition to existing child care spending by the Department of Indian Affairs and Northern Development, and was budgeted as part of the \$720 million over three years committed by the federal government to child care (but not spent) following the 1993 election.

The 1995 federal budget included a declaration that the *Canada Assistance Plan* would end a year hence. In 1996, CAP programs as well as health and post secondary education funds were subsumed, with substantial cuts, within the new *Canada Health and Social Transfer*, a block fund. At the same time, the 1993 federal election commitment to expand child care funding and supply was abandoned. A new program to support research and development projects related to child care, *Child Care Visions*, was announced in 1995. Administered by Human Resources Development Canada, *Child Care Visions* continues to be supported by the federal government in 1999.

A new federal role? The Social Union

In the mid 1990s, Canada's political arrangements (which had historically featured tensions between federal and provincial roles) tilted towards provincial domination, a shift that very much impacts upon the future of care and education/development services for young children. The 1996 federal Throne Speech made a commitment that the [federal] *Government will not use its spending power in areas of exclusive provincial jurisdiction without the consent of a majority of the provinces*. This suggested that the approach that had been used to establish Medicare and the *Canada Assistance Plan* - an approach that was shaped by the offer of a federal funding scheme in which provinces could choose to participate or not - might no longer be possible.

In the mid 1990s, a new federal/provincial initiative arose: a National Children's Agenda (NCA). The Children's Agenda fits with the new conception of federal/provincial collaboration on social programs. Ongoing work on the NCA is carried out by a federal/provincial/territorial working group reporting to the (provincial) Council of Ministers on Social Policy Reform and Renewal. The National Children's Agenda moved onto the public agenda in May, 1999, when a "vision statement" was released for public consultation.

At the same time, the Social Union was formalized when the Social Union Framework Agreement was signed by the federal government and nine provinces (except Québec) in February, 1999. This agreement may provide guidance for what comes next for early childhood services. The Framework Agreement establishes principles for social programs, codifies the rules for their establishment, makes commitments to accountability, transparency and collaboration and, finally, reaffirms that the federal government has a role to play in social programs delivered through services. The Agreement affirms a number of principles pertinent to child care: *"equality, individual dignity and responsibility, mutual aid, our responsibilities for each other, promot(ing) equality of opportunity for Canadians, respect(ing) the equality, rights and dignity of all Canadian women and men and their diverse needs, provid(ing) appropriate assistance to those in need, promot(ing) participation of all Canadians in Canada's social and economic life*. Perhaps the most important principle for child care and early childhood services is a commitment to *"ensur(ing) access for all Canadians, wherever they live or move in Canada, to essential social programs and services of reasonably comparable quality"*.

The Framework Agreement restates the 1996 Throne Speech statement that agreement of a majority of provinces is necessary to initiate a new national program like child care; indeed, all new forays in social policy require dual concurrence from both the federal government and a majority of provinces. This requirement will be critical in how, and whether, federal/provincial agreement to a coherent national strategy for child care/early childhood development services is accomplished.

At the same time, the federal/provincial National Child Benefit has had an impact on early childhood services. The plan stipulates that the provinces may claw back from the welfare checks of social assistance recipients an amount equivalent to the new portion of the child benefit, thus providing the provinces, with some funds to "reinvest" in low income families. Six provinces have used these funds for regulated child care - \$18+ million of a total \$250+ million.

In 1999, the October Throne Speech committed to improving maternity/parental leave benefits, to further increase the National Child Benefit, and made a new commitment to *"give children the best start in life"*, specifically, *"as part of the National Children's Agenda, to work with provinces and territories to reach an agreement by December 2000 on further joint initiatives for early childhood development."*

EXPLANATORY NOTES

Every effort was made to ensure the accuracy of the data provided in this publication and to use the same terminology and categories across provinces/territories whenever possible. This was not always possible, however, due to the use of different terminologies, categories and data collection methods. In some cases, information which is consistent by date or definition was not available; where this occurs, dates and definitions are provided or noted in the text.

METHOD

The data were assembled from a number of sources including existing Canada-wide sources (which are described below) and from each provincial/territorial government as well as community resources.

The method used to collect data from each province/territory followed a series of steps. First, a written questionnaire was sent to each provincial/territorial child care office, followed by a telephone interview with an official from each jurisdiction to assemble initial data for each province/territory. A draft of the material was then compiled and each jurisdiction was telephoned again with specific questions to update or clarify data and to provide additional comments. Further follow-up was done throughout the editing stage to ensure that the information is as accurate as possible. However, information that is consistent across Canada may not be available.

DATA SOURCES

Provincial context

Number of children 0-12 years

These data were derived from figures provided by Statistics Canada, *Labour Force Survey* (Special Tabulation).

Children 0-12 years with mothers in the paid labour force

These data were derived from figures provided by Statistics Canada, *Labour Force Survey* (Special Tabulation).

Children 0-14 years identifying with an Aboriginal group

Statistics Canada. *1996 Census of Canada. Aboriginal data*. Dimensions Series; Catalogue No. 94F0011XCB, Ottawa, ON.

For the 1996 Census, either a long or a short version of a standard questionnaire was distributed to all households across Canada. The long questionnaire included a question about the respondent's ethnic origins and another which asked if the respondent was registered under the Indian Act of Canada. The long questionnaire was distributed to all households on reserves and settlements and to approximately 20% of the remaining households in Canada.

Children 0-14 with disabilities residing at home

Statistics Canada. (1992). *Health and activity limitation survey*. Back-up tables – Provinces and territories. 1991 Census of Canada, Table 3.

Statistics Canada defines a disability as “restriction or lack (resulting from impairment) of ability to perform an activity in the manner or within the range considered normal for a human being” (*The Daily*, October 13, 1992). The same publication notes that among children with disabilities, 10% have a disability in the moderate to severe range.

Information on children under 15 was obtained from a parent or guardian. Statistics Canada does not include data for the Yukon and Northwest Territories because it considered the sampling error too high. Please note that these data are the most recent detailed and comparable data available on this topic.

Workforce participation of mothers by age of youngest child

Statistics Canada. *Labour force historical review*. Statistics Canada; # 71F0004XCB

These figures include employed and unemployed women by age of child. These two categories are considered to be in the labour force. These figures do not include women who are not in the paid labour force (e.g. students or individuals enrolled in a training program, or other guardians responsible for children).

Family-related leave

Labour Canada. (1999). *Family-related and other leaves*. [Online] at labour.hrdc.drhc.gc.ca/policy/leg/e/stan10-el.html

The federal government through Employment Insurance pays portions of maternity and parental leave. Eligible workers may receive payment for 15 weeks of maternity leave and 10 weeks of parental leave (shared between the parents or used by one parent) at 55% of wages up to a ceiling. Adoptive parents are entitled only to parental leave benefits.

Number of births.

Statistics Canada. *The Daily*. June 16th, 1999.

Initial maternity leave claims allowed

Statistics Canada. Special tabulation based on Employment Insurance claims.

Average percentage of centre revenue from fee subsidies

Goelman, H., Doherty, G., Tougas, J., LaGrange, A., & Lero, D.S. (1998). *You bet I care!* (working papers). [Online] at <http://www.childcarecanada.org/research/inprogress/you%20bet.html>. Final report - Expected publication date March, 2000, Centre for Families, Work and Well-being, University of Guelph.

Average percentage of centre revenue from government grants

Goelman, H., Doherty, G., Tougas, J., LaGrange, A., & Lero, D.S. (1998). *You bet I care!* (working papers). [Online] at <http://www.childcarecanada.org/research/inprogress/you%20bet.html>. Final report - Expected publication date March, 2000, Centre for Families, Work and Well-being, University of Guelph.

Salaries

Goelman, H., Doherty, G., Tougas, J., LaGrange, A., & Lero, D.S. (1998). *You bet I care!* (working papers). [Online] at <http://www.childcarecanada.org/research/inprogress/you%20bet.html>. Final report - Expected publication date March, 2000, Centre for Families, Work and Well-being, University of Guelph.

Fees

Goelman, H., Doherty, G., Tougas, J., LaGrange, A., & Lero, D.S. (1998). *You bet I care!* (working papers). [Online] at <http://www.childcarecanada.org/research/inprogress/you%20bet.html>. Final report - Expected publication date March, 2000, Centre for Families, Work and Well-being, University of Guelph.

Related services - Kindergarten enrollment and annual expenditures per student

Statistics Canada. (1998). *Education in Canada*. Catalogue # 81-229-XPB. Tables 6 (pg. 38-39) and 61 (pg. 180-181).

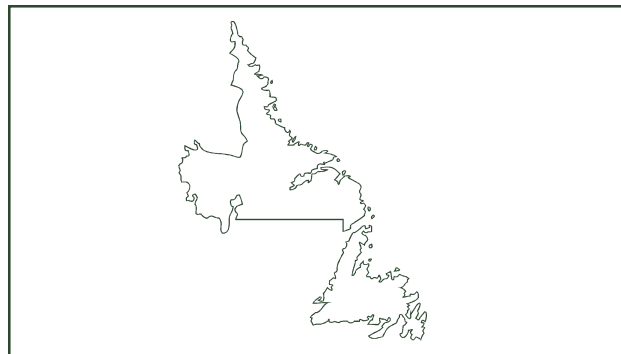
Related services - Community Action Programs for Children (Health Canada)

[Online] at <http://www.hc-sc.gc.ca/capc/>

Related services - Aboriginal Head Start (Health Canada)

Figures provided by Aboriginal Head Start.

NEWFOUNDLAND AND LABRADOR



LEGISLATION

Newfoundland. House of Assembly. *The Day Care and Homemaker Services Act*. RSN 1990, CD-2 and *Newfoundland Regulation 219/82* as amended to O.C. 979/82.

Newfoundland. House of Assembly. *Newfoundland Regulation 63/93* as amended to O.C. 93-339, Section 28.

Newfoundland. House of Assembly. *Child Care Services Act*.

Newfoundland. House of Assembly. *Child Care Regulations*.

PROVINCIAL OFFICIAL RESPONSIBLE FOR CHILD CARE

Marilyn McCormack
Manager
Child, Youth and Family Programs
Department of Health and Community Services
Confederation Building, West Block
P.O. Box 8700
St. John's, Newfoundland A1B 4J6
Telephone: (709) 729-6721
Facsimile: (709) 729-6382

CHILD CARE SERVICES

Unregulated child care

Maximum number of children permitted	4
--------------------------------------	---

Figure includes the caregiver's own children under 7 years.

Regulated child care

Day care centres

Centre-based care for no more than 13 hours/day (usual hours: 7:30 a.m. - 5:30 p.m.; extended hours: 6:30 a.m. - 8:15 p.m.) for five or more children from 2-12 years; may be full- or part-day. Overnight care not permitted.

School-age child care centres

Centre-based care outside school hours for school-aged children up to 12 years.

At the time of data collection, Newfoundland did not offer regulated child care for infants or regulated family day care (See RECENT DEVELOPMENTS).

CHILDREN WITH SPECIAL NEEDS

Newfoundland does not have a written policy regarding children with special needs. One regulated centre works exclusively with children at environmental risk and their families, serving approximately 50 children at a time, some full-time and some part-time. Fee subsidies for children with special needs integrated into child care centres may be available from government divisions other than Family and Rehabilitative Services. There are no special training requirements for staff working with children with special needs.

ABORIGINAL CHILD CARE

In January 1998, the first on-reserve child care centre was licensed for the Miawpukek First Nation at Conne River. It was the choice of Conne River Health and Social Services to apply for a provincial license and comply with provincial regulations. Under the First Nations/Inuit Child Care Initiative and Aboriginal Head Start, work is being carried out with the expectation that there will be three or four licensed child care centres for Goose Bay, and the northern coast of Labrador. There is one licensed child care program in the Inuit community of Nain.

PROVINCIAL CONTEXT ¹

Number of children 0-12 yrs (1998 rounded estimate)		Children 0-12 yrs with mothers in the paid labour force (1998 rounded estimate)	
0-2	17,200	0-2	9,000
3-5	17,300	3-5	10,000
6-12	51,600	6-12	30,000
Total 0-12	86,200	Total 0-12	49,000

Children 0-14 yrs identifying with an aboriginal group (1996)			
	North American Indian	Métis	Inuit
0-4 yrs	1,410	460	755
5-9 yrs	1,525	455	790
10-14 yrs	1,705	490	695

Children 0-14 yrs with disabilities, residing at home (1991 estimate) ²			
	0-4yrs	5-9yrs	10-14yrs
Use of technical aid	458	490	545
Speech difficulty	335	235	559
Developmental handicap	too small to be estimated	95	190

Workforce participation of mothers by age of youngest child (1998 rounded estimate)		
Age of youngest child	No. of mothers	Participation rate (%)
0-2	8,000	58
3-5	7,000	63
6-15	24,000	64

Family-related leave ³

Maternity leave

17 weeks leave. Available to the natural mother only.

Adoption leave

The mother and the father are **each** entitled to 17 weeks leave.

Parental leave

The mother and the father are **each** entitled to 12 weeks leave, available both to natural and adoptive parents.

Births and E I maternity claims (1997)

Number of initial maternity claims allowed - 1,530.

Number of births - 5,416.

¹-See EXPLANATORY NOTES for data sources and information important for the interpretation of the data.

² - Current data not available. See EXPLANATORY NOTES for more information.

³ - Provincial leaves are unpaid; the federal government pays for some portions under Employment Insurance. (See FEDERAL ROLE)

SPACE STATISTICS

Number of regulated child care spaces (1998)

Centre-based

Full-time	3,137
Part-time	603
School-age	535

Total regulated spaces	4,275
------------------------	-------

Children with special needs in regulated child care

Information not available

Children with special needs in regulated child care receiving subsidies	171
---	-----

Children receiving subsidies (1998)	800
-------------------------------------	-----

Percentage of children in regulated child care receiving subsidies	19%
--	-----

Sponsorship of full-time regulated centre spaces (1998)

Non-profit	1,665
For-profit	2,610

STANDARDS AND REGULATIONS

Regulated centres

Maximum centre size	50 spaces
---------------------	-----------

Maximum staff/child ratios and group sizes

Age	Staff/child ratios	Max. group sizes
2-3 yrs	1:6	25
3-6 yrs	1:8	25
7-12 yrs	1:15	25

Two rooms are required if more than 25 children are present.

Staff qualification requirements

Centre supervisors must have either a 1 year certificate in early childhood education and 1 year experience in a licensed centre, or a 2 year diploma with no specifications regarding experience. A related degree with 1 year's experience in a licensed centre is considered a comparable qualification. Supervisors approved prior to 1989 are not required to have these qualifications. There are no training requirements for other staff.

If more than 25 children are enrolled in a centre, the Day Care and Homemaker Services Licensing Board recommends, but does not require, that a second person with supervisor qualifications be present.

Parent involvement

Centres are required to make efforts to encourage parents to visit their children in the centre. Otherwise, parent involvement is not specified.

Licensing, monitoring and enforcement

Newly hired staff must have Certificates of Conduct from the police or RCMP. Monitoring and enforcement of standards is carried out by social workers employed by the Department of Health and Community Services. Child care is a specialized caseload for social workers who are not required to have a background in early childhood education. Each of the four regions outside St. John's region has a day care social worker with a part-time caseload. St. John's has four full-time day care social workers. Training and orientation in early childhood education is provided periodically for social workers. Fire/life safety and health inspections are done annually by officials of the provincial Government Service Centre, Department of Government Services and Lands.

A license to operate a child care centre is issued to new centres by the Day Care and Homemaker Services Licensing Board for an initial probational period of up to 6 months. After this period licenses are renewed for up to 3 years.

A monitoring visit to each centre every 6 months is required. Infractions result in a violation order to the centre requesting immediate compliance. The legislation authorizes a licensing hearing of non-compliance and closure of a centre if deemed appropriate.

Regulated family day care

At the time of data collection, Newfoundland did not have regulated family day care. (See RECENT DEVELOPMENTS.)

FUNDING

Child care fee subsidy program

Fee assistance is paid directly to non-profit and for-profit service providers on behalf of eligible parents.

Eligibility for fee subsidies is determined either through an income or a needs test. Working parents are assessed for eligibility through an income test. Social assistance recipients whose children attend child care for child development purposes are assessed for eligibility through a needs test.

Rates for subsidized spaces are set by the provincial government. Subsidy rates are uniform regardless of the child's age.

The provincial fee subsidy budget is capped. When all the allocated funds have been spent, eligible parents go on a waiting list.

Approval from the Director of Family and Rehabilitative Services Division is required before a centre can have more than 50% of its spaces subsidized.

Any licensed non-profit or for-profit child care program is eligible to enrol children receiving subsidies.

Eligibility for fee subsidy (net income, 1998)

	Turning point	Break-even point
1 parent, 1 child	\$ 9,960	\$18,240
2 parents, 2 children	\$11,040	\$19,320

The turning point is the income level up to which full subsidy is available. Partial subsidy is available up to the break-even point at which income subsidy ceases.

Average percentage of centre revenue from fee subsidies 14.4%

Public funding for regulated child care (1998)

One-time funding
None

Recurring funding
None

Provincial allocations for regulated child care (1998)

Fee subsidy	\$ 3,300,000
One time funding	none
Recurring funding	none
Other funding	none

Total \$ 3,300,000

Annual regulated child care allocation for each child 0-12 yrs (1998) \$38.28
(estimate based on provincial budget)

Federal funding: Entitlements on child care expenditures No longer available
(See FEDERAL ROLE for more information.)

Salaries (1998)

Mean gross hourly wage for child care staff (full and part-time staff combined)

Centres	
Assistant Teachers	\$6.37
Teachers	\$6.76
Teachers Directors	\$7.89
Administrative Directors	\$12.07

Average percentage of centre budget spent on wages and benefits 70.1%

Fees (1998)

Median monthly parent fees for full-time care Centres

Infants (Age 0-17 mos)	n/a*
Toddlers (Age 18 mos - 3 yrs)	\$380
Preschoolers (Age 3 yrs - 5.11 yrs)	\$360
School-age	n/a

* At time of data collection there was no regulated infant care. (See RECENT DEVELOPMENTS)

Average percentage of centre revenue from parent fees 82.1%

ADMINISTRATION

The Department of Social Services establishes standards and allocates public funds on behalf of eligible families. The Day Care and Homemaker Services Licensing Board (which has ceased to exist with the new Child Care Services Act) made decisions about opening centres, issued and monitored licenses and approved staff to work in child care programs. Responsibility for licensing now occurs on a regional basis and will be the responsibility of the Health and Community Services Boards.

MUNICIPAL ROLE

There is no legislated municipal role.

CHILD CARE PLANNING AND DEVELOPMENT

The child care program expenditures of the Department of Social Services was frozen in 1993 and its human resources capacity to meet demands of the services was scaled back. Planning for future development was significant in 1997-98, with the intent to go forward expanding child care programs including licensed family child care and licensed infant care in centres.

RELATED SERVICES

Kindergarten (Ministry of Education)

Enrollment 1996-97	6,836
Average annual expenditure per student k-gr.12 (1996)	\$5,477

Over the last 2 years, the province has undertaken major educational reforms. The system moved from a denominational system of 27 school boards to an interdenominational system of 10 school boards. However, school boards may still have denominational committees representing seven religious denominations who were granted rights under "Term 17" which allows for religious education in schools.

Community Action Program for Children - CAPC (Health Canada) (1998)

Total number of CAPC projects	9
Number of these projects defined by CAPC as child development/preschool programs	9

All CAPC programs in Newfoundland are delivered through family resource centres.

Aboriginal Head Start (Health Canada) (1998)

Number of programs off-reserve	2
--------------------------------	---

In 1998, Aboriginal Head Start was expanded to include services for on-reserve as well as off-reserve communities.

Other

In August 1998, *People, Partners and Prosperity*, the province's strategic social plan, was released. It set out a framework for social action in an effort to achieve social and economic prosperity and contains three overall strategic directions:

- building on community and regional strengths;
- integrating social and economic development; and
- investing in people.

One objective of the social development plan is to reduce social and health problems through community prevention and early intervention initiatives, including early childhood enrichment, such as parent development programs, resource centres and links to the school system. Changes occurring in the child care system are linked to this strategic plan.

HISTORY OF CHILD CARE IN NEWFOUNDLAND AND LABRADOR

1900 A child care facility was established by the Presentation Sisters in Renew's.

1968 *The Welfare Institutions Licensing Act* was enacted, authorizing licensing of child care facilities for children 2 years of age and older and prohibiting child care facilities for children under 2 years of age.

1975 *The Day Care and Homemaker Services Act* was enacted, allowing public funds to be used for fee subsidies, and in 1976, regulations were implemented.

1982 *New Regulations* were drafted to replace those of 1976.

1989 The Association of Early Childhood Educators of Newfoundland and Labrador was established.

1990 *Day Care and Homemaker Services Act (1975)* was consolidated to become the *Day Care and Homemaker Services Act RSN 1990 C.D. -2*.

1993 In May, both the one-time start-up and the annual equipment grants were suspended due to budget reductions. A cap was placed on the expansion of the number of fee subsidies.

1994 The position of Director of Day Care and the Day Care Division was eliminated and the day care program was assigned to the Director of Family and Rehabilitative Services and a Policy Specialist.

1996 *Report of the Select Committee on Children's Interests* (provincial government task force report) recommended that investment be made in early childhood education. Until 1996, Newfoundland had 2 year early childhood training programs at four college locations and

a 1 year program run by the Community Services Council. The provincial government closed one of these locations and reduced enrollment at a second program. The program run by the Community Services Council closed in 1996. At the request of the Owners' and Operators' Association, the provincial government issued a directive to employer-supported centres to cease to enrol children whose parents did not work at that location. The rationale was that in-kind funding (for occupancy costs) interfered with competition in the for profit sector's marketplace.

RECENT DEVELOPMENTS

In 1997, the government of Newfoundland and Labrador appointed a Social Policy Advisory Committee, which traveled across the province holding hearings regarding social programs and services. A final report, *People, Partners and Prosperity: A Social Strategic Plan for Newfoundland and Labrador* was released in 1998. Early childhood education and early intervention were highlighted as important services needing further development.

In 1998, the government announced that it would spend \$10.15 million annually from the National Child Benefit Program in new programs and services. Of this total, \$4.6 million is for the improvement and expansion of regulated child care. This includes new child care subsidies, introduction of regulated family day care, introduction of licensed infant care, certification of child care staff, and program funds to assist with the development of child care services, such as the hiring of regional early childhood education consultants. An additional \$1.15 million will be spent on family resource centre sites.

An Early Childhood Services Advisory Committee, representing stakeholders in the community, worked with government officials on the proposed *Child Care Services Act*. The new *Act* and *Regulations* will enable the development of the planned new programs and services. They were proclaimed on June 1, 1999. Responsibility for child care has moved to the Department of Health and Community Services from Social Services.

KEY PROVINCIAL CHILD CARE ORGANIZATIONS

Association of Early Childhood Educators of Newfoundland and Labrador
P.O. Box 21462
St. John's, Newfoundland A1A 4J7
Telephone & facsimile: (709) 579-0217

Family Home Child Care Association of Newfoundland and Labrador
c/o Marie O'Keefe
10 Diefenbaker Street
St John's, Newfoundland A1A 2M1
Telephone: (709) 753-2795

PRINCE EDWARD ISLAND



LEGISLATION

Prince Edward Island. Legislative Assembly. *The Child Care Facilities Act*. 1988.

Prince Edward Island. Legislative Assembly. *Child Care Facilities Regulations*. 1988.

Prince Edward Island. Legislative Assembly. *The Welfare Act*. 1988.

PROVINCIAL OFFICIAL RESPONSIBLE FOR CHILD CARE

Kathleen Flanagan Rochon
Provincial Coordinator, Community Services Section
Department of Health and Social Services
P.O. Box 2000, 16 Garfield Street
Charlottetown, Prince Edward Island C1A 7N8
Telephone: (902) 368-6517
Facsimile: (902) 368-6136

CHILD CARE SERVICES

Unregulated child care

Maximum number of children permitted	5
--------------------------------------	---

If all children are under 2 years, three are allowed; five preschoolers if not more than two of them are younger than 2 years; six in a mixed-age group up to 10 years with no more than two younger than 2 years. Figures include the caregiver's own preschool-age children.

Regulated child care

Early childhood centres

Group care for less than 24 hours/day for children from birth to 7 years including half-day kindergartens for children 5 years and half-day nursery schools for children 2-5 years.

School-age child care centres

Care outside school hours for school-age children (usually 6-12 years).

Family day care homes

Full-day care in a private home for mixed-age groups up to a maximum of seven children, including the caregiver's own children under 12 with a maximum of three children under 2 years.

Occasional centres

Care on a flexible basis for children between birth and 10 years.

CHILDREN WITH SPECIAL NEEDS

Prince Edward Island does not have a written policy regarding children with special needs.

There are no segregated child care programs for children with disabilities.

ABORIGINAL CHILD CARE

Prince Edward Island does not fund or license child care programs on-reserve.

There is one kindergarten centre on-reserve but it is not licensed.

There are no First Nations/Inuit Child Care Initiative or Aboriginal Head Start programs in PEI.

PROVINCIAL CONTEXT¹

Number of children 0-12 yrs (1998 rounded estimate)		Children 0-12 yrs with mothers in the paid labour force (1998 rounded estimate)	
0-2	5,100	0-2	4,000
3-5	5,200	3-5	4,000
6-12	13,800	6-12	11,000
Total 0-12	24,200	Total 0-12	18,000

Children 0-14 yrs identifying with an aboriginal group (1996)			
	North American Indian	Métis	Inuit
0-4 yrs	280	10	nil
5-9 yrs	255	50	nil
10-14 yrs	260	35	10

Children 0-14 yrs with disabilities residing at home (1991 estimated) ²			
	0-4yrs	5-9yrs	10-14yrs
Use of technical aid	86	too small to be estimated	too small to be estimated
Speech difficulty	too small to be estimated	126	too small to be estimated
Developmental handicap	50	45	45

Workforce participation of mothers by age of youngest child (1998 rounded estimate)		
Age of youngest child	No. of mothers	Participation rate (%)
0-3	17,000	81
3-5	14,000	83
6-15	42,000	83

Family-related leave³

Maternity leave

17 weeks leave available to the natural mother only.

Parental leave

The mother and the father are **each** entitled to 17 weeks leave. Available to natural and adoptive parents.

Births and EI maternity claims (1997)

Number of initial maternity claims allowed - 560.

Number of births - 1,591.

1 - See EXPLANATORY NOTES for data sources and information important for interpretation of data.

2 - Current data not available. See EXPLANATORY NOTES for more information.

3 - Provincial leaves are unpaid; the federal government pays for some portions under Employment Insurance. (See FEDERAL ROLE.)

SPACE STATISTICS

Number of regulated child care spaces (1998)		
Centre-based		
	Full-time	Part-time
Infants	50	—
Preschool	1,451	—
School-age	—	482
Special needs	125	—
Kindergarten/nursery	—	1,544
Nursery	—	26
Total full-time spaces	1,626	—
Total part-time spaces	—	2,052
Family day care		39
Total regulated spaces		3,717
Children with special needs in regulated child care (1998)		125
Children receiving subsidies (1998)		738
Percentage of children in regulated child care receiving subsidies		10%
Sponsorship of regulated spaces (1998)		
Non-profit	—	2,153
For-profit	—	1,564

STANDARDS AND REGULATIONS

Regulated centres

Maximum centre size	50 spaces
---------------------	-----------

Maximum staff/child ratios and group sizes		
Age	Staff/child ratios	Max. group sizes
0-2 yrs	1:3	6
2-3 yrs	1:5	not specified
3-5 yrs	1:10	not specified
5-6 yrs	1:12	not specified
7+ yrs	1:15	not specified

Staff qualification requirements

Centre supervisors and one full-time staff member in each program must have at least a 1 or 2 year early childhood development diploma or university child study degree.

Thirty hours of in-service training every 3 years is required for all staff.

Parent involvement

Not specified.

Licensing, monitoring and enforcement

Each year, every centre is visited for licensing purposes by Early Childhood Services, which observes programming, and by the Child Care Facilities Board, which concentrates primarily on administration. Annual inspections are required by the Fire Marshall's office and the Environmental Health Division of the Department of Health and Social Services.

If a centre is in non-compliance with the legislation, it may operate under a regular license but is given a specific time-frame in which to comply. A centre may be permitted to have a provisional license for a period of 6 months, or it may have its license revoked or not renewed. A centre receiving a provisional license, or having its license revoked or not renewed may appeal directly to the Minister who then must establish an Appeal Board. This Board must conduct an inquiry and render a decision within 30 days.

Regulated family day care

Regulation

Providers are individually licensed.

Maximum capacity

Up to seven children including the provider's own children under 12 years, with a maximum of three children under 2 years.

Provider qualification requirements

A 30 hour training program, two letters of reference and current first-aid certificate.

Licensing, monitoring and enforcement

Early Childhood Services conducts a program review using *The Family Day Care Rating Scale*. Annual inspections are made by a Child Care Facilities Board inspector, an inspector for the Fire Marshall's office and an Environmental Health officer.

FUNDING

Child care fee subsidy program

Fee assistance is paid directly to service providers on behalf of eligible parents. Eligibility is usually determined by an income test. However, an applicant may choose to be needs tested according to the Welfare Assistance Regulations.

The provincial fee subsidy budget is capped. It changed from an open-ended system to a limited one in 1992/93. If funds are unavailable, eligible families are placed on one of five regional waiting lists.

Any regulated non-profit or for-profit child care program is eligible to enrol children receiving subsidies.

Eligibility for fee subsidy (net income, 1998)		
	Turning point	Break-even point
1 parent, 1 child	\$13,440	\$25,440
2 parents, 2 children	19,200	40,800

The turning point is the income level up to which full subsidy is available. Partial subsidy is available up to the break-even point at which income subsidy ceases.

In Prince Edward island, there is no fixed break-even point. The figures shown represent a family composition which determines subsidy eligibility generously.

**Maximum subsidy by age of child
(1998)**

0-2 yrs	\$24/day
2-3 yrs	20/day
3+ yrs	19/day

There is no minimum user fee. Centres and family day care homes can surcharge subsidized parents higher than the maximum subsidy.

Average percentage of centre revenue from fee subsidies **26.1%**

Public funding for regulated child care (1998)

All licensed non-profit and for-profit child care centres are eligible for all funding programs.

One-time funding

None

Recurring funding

Operating grants

Full-day centre-based programs
\$0.91/day/space

Part-time centre-based programs

12 children or fewer	\$682/year
24 children or fewer	1,092/year
50 children or fewer	1,820/year

Funding is calculated according to months of operation and is less than stated above if the program operates less than 12 months a year.

Family day care homes \$450/year.
This funding is currently frozen.

Infant incentive funding

\$250/year. An annual grant provided to centres and family day care programs enrolling at least one child younger than 2 years on a regular basis for at least 6 months.

Special needs funding

Available to centre-based and family day care programs to pay staff to provide individualized programming for children with special needs. The funding will cover wages up to \$11.20/hour.

Other funding

Training/Professional development
Funds are allocated annually by the Health and Community Services Agency to assist in the professional development of early childhood educators by supporting workshops or conferences.

Average percentage of centre revenue from government grants **6.3%**

Provincial allocations for regulated child care (1998)

Child care fee subsidies	\$1,819,200
One-time funding	None
Recurring funding	759,279
Total	\$2,578,479

Annual regulated child care allocation for each child 0-12 years (1998) \$106.55
(estimate based on provincial budget)

Federal funding: Entitlements on child care expenditures No longer available.
(See FEDERAL ROLE for more information.)

Salaries (1998)

Mean gross hourly wage for child care staff (full and part-time staff combined) Centres

Assistant Teachers	\$8.18
Teachers	7.54
Teacher Directors	11.84
Administrative Directors	14.37

Family day care

Information not available

Average percentage of centre budget spent on wages and benefits 77.7%

Fees (1998)

Median monthly parent fees for full-time care Centres

Infants	\$440
Toddlers	380
Preschool	360
School-age	Information not available

Family day care

Information not available

Average percentage of centre revenue from parent fees 66.8%

ADMINISTRATION

The Department of Health and Community Services Agency is responsible for the regulation of child care services and management of government funds allocated to child care.

The Child Care Facilities Board is responsible for standards and regulations, monitoring, qualifications and certification of child care staff. The Board includes six members who represent the health and social services system, the Department of Education, the Early Childhood Association and the public at large, and a Chair who is a public official.

MUNICIPAL ROLE

There is no legislated municipal role for the development or delivery of child care.

CHILD CARE PLANNING AND DEVELOPMENT

Five principles guide the planning of child care: quality, affordability, accessibility, providing for children with special needs, and parent involvement.

Application to the Child Care Facilities Board for a license must include a needs assessment that documents the need for child care in a particular area.

RELATED SERVICES

Kindergarten

Average education expenditure per student \$4,600
K-gr.12 (1996)

There is no publicly-operated kindergarten program in PEI. Licensed early childhood centres offer kindergarten; some are incorporated into multi-age centres. Some children attend half-day, even though some programs are offered full-day.

A number of centres are established as kindergarten for 5-year-olds only. Approximately 30-40% of these are located in schools. To be in a school, a kindergarten must have a parent board and can only provide a half-day program. Many programs offer two half-day programs, morning and afternoon. Even though they are run as part of the same system, some children attend a half-day kindergarten program in a school in the morning and then attend a child care centre in the afternoon.

All kindergarten is fee-for-service. Subsidy is available for income-eligible families although parental employment is not necessary. Staff training requirements are the same as for other centre-based programs. Individuals with a B.Ed. can apply for early childhood qualifications if they take a 30-hour postsecondary course in early childhood development, a 30-hour postsecondary course in early childhood teaching methods, and

have 1 year's experience working in an early childhood centre. Staff in kindergarten have the same professional development requirements as in other early childhood centres (30 hours every 3 years - in transition to 60 hours every 6 years.)

Children with special needs in kindergarten pay a fee but government covers the necessary additional supports. In some instances where it is deemed better for the child to remain in an early childhood environment for an additional year after kindergarten, the Department of Education will pay the cost of care.

Children in kindergarten programs in schools may ride the bus if they are on the route and if there is space.

The overall participation rate in kindergarten is 80% of 5-year-olds. \$47,557 was spent through the child care subsidy budget for kindergarten subsidies.

A kindergarten curriculum which will be consistent with the other Atlantic provinces is being developed for PEI by the Child Care Branch and the Department of Education.

Community Action Programs for Children - CAPC (Health Canada) (1998)

Total number of CAPC projects	6
Number of these projects defined by CAPC as child development/preschool programs	6

All CAPC programs in Prince Edward Island are delivered through family resource centres.

Aboriginal Head Start (Health Canada)

Total number of programs	none
--------------------------	------

In 1998, Aboriginal Head Start was expanded to include services for on-reserve as well as off-reserve communities.

Other

Employment Initiatives

Employment Enhancement and Job Creation are programs for social assistance recipients. Parents enrolled in either program access regular child care subsidies to use the regulated system. The only exception is for those with infants who cannot find a space, or those who work odd, irregular hours. Those parents may access the same fund in the welfare system that provides for occasional babysitting.

HISTORY OF CHILD CARE IN PRINCE EDWARD ISLAND

1950s Head Start program for economically and culturally disadvantaged children was established in Charlottetown.

1969 Child care centres were initiated in north-eastern rural Prince Edward Island with federal Regional Economic Expansion funding.

1971 St. Andrew's Child Development Centre was established as a full-time child care centre. The provincial Department of Social Services was responsible for monitoring and funding.

Funding arrangements were established to pay the full operating costs for six non-profit, community-based centres.

1973 *The Child Care Facilities Act was enacted.*

1974 The Early Childhood Development Association was established as a professional association of early childhood educators.

1977 The operating cost system was changed to a subsidy program for non-profit and for-profit programs.

1987 Implementation of direct grants to licensed child care programs.

1988 Introduction of special needs grants to child care programs enrolling children with special needs.

1993 Report of a working group set up by the Minister of Education recommended that the age of entry into kindergarten and grade 1 remain as they have been and that a standard kindergarten play-based curriculum be designed. Work of this committee was linked to the development of a common Atlantic curriculum for elementary and secondary schools.

Operating grants for both centre-based and family day care programs were reduced by 9% from 1992 levels, except for infants.

RECENT DEVELOPMENTS

Minor and administrative changes in child care (for example, a definition of early childhood educator, and the appeal process) are currently under consideration as are changes in the term of a centre license (from 1 year to 3 years) and extending the term of staff certification to 6 years. The introduction of a criminal record check for staff in licensed child care, and possibly, family day care homes, are also possibilities.

In 1998, PEI used \$600,000 from the National Child Benefit Reinvestment fund to raise subsidy eligibility levels 30% and to increase the subsidy rates.

In 1998, PEI Community Services, the Attorney General, and the Department of Education formed an interdepartmental health and social services committee on children. (The Coordinator of Community Services has the lead.) They have developed four objectives:

- to encourage secure attachment;
- to minimize known risks;
- to maximize critical learning periods; and
- to support early intervention.

The goal is to develop a multi-year plan for healthy child development. In addition to the four departments on the committee, other government and non-government players are being asked to develop plans within their respective areas which address the objectives and to look at ways of pooling resources to address outcomes. Tools are being developed to measure the outcomes.

KEY PROVINCIAL CHILD CARE ORGANIZATIONS

Early Childhood Development Association of
Prince Edward Island
R.R. #2
Souris, Prince Edward Island C0A 2B0
Telephone: (902) 687-3437
Facsimile: (902) 628-1982

NOVA SCOTIA



LEGISLATION

Nova Scotia. Legislative Assembly. *Day Care Act and Regulations*. Chapter 120, of the Revised Statutes, 1989. R.S., c. 120, s. 1

PROVINCIAL OFFICIAL RESPONSIBLE FOR CHILD CARE

Virginia O'Connell
Director
Child Care and Early Intervention Services
Department of Community Services
P.O. Box 696
Halifax, Nova Scotia B3J 2T7
Telephone: (902) 424-5499
Facsimile: (902) 424-0708

CHILD CARE SERVICES

Unregulated child care

Maximum number of children permitted	6
--------------------------------------	---

Six children who may be of mixed-age groups including the caregiver's own preschool children. If all children are school-age, including the caregiver's own, eight children are permitted.

Regulated child care

Child care centres

Care in a group setting for less than 24 hours/day for seven or more children from 0-12 years. This includes: full-day child care centres, preschools, nursery schools, parent co-operatives, child development centres (half-day program, 2 to 3 days/week) and programs for school-age children.

Family day care homes

Care in a private home for up to six children of mixed ages, including the provider's own children, or eight school-age children, including the provider's own school-age children.

CHILDREN WITH SPECIAL NEEDS

There is no written policy on children with special needs. In Nova Scotia, registered child care centres may receive additional funding of up to \$23.97 a day per child if they enrol children with special needs; parents using these services are not income tested for that additional funding. Specialized services may enrol 50% children with special needs together with 50% typical children. One segregated full-time program operates for children with behavioural problems. From 1993-1996, 10% of new subsidies were allocated for children with special needs.

ABORIGINAL CHILD CARE

Nova Scotia is not involved in on-reserve child care through licensing or funding. Development of on-reserve child care as part of the First Nations/Inuit Child Care Initiative is the responsibility of the Tri-Partite Committee.

PROVINCIAL CONTEXT ¹

Number of children 0-12 yrs (1998 rounded estimate)		Children 0-12 yrs with mothers in the paid labour force (1998 rounded estimate)	
0-2	30,500	0-2	18,000
3-5	33,000	3-5	20,000
6-12	88,500	6-12	59,000
Total 0-12	152,000	Total 0-12	97,000

Children 0-14 yrs identifying with an aboriginal group (1996)			
	North American Indian	Métis	Inuit
0-4 yrs	2,930	170	115
5-9 yrs	2,630	160	75
10-14 yrs	2,550	95	60

Children 0-14 yrs with disabilities residing at home (1991, estimated) ²			
	0-4yrs	5-9yrs	10-14yrs
Use of technical aid	515	728	652
Speech difficulty	580	1,215	817
Developmental handicap	175	270	435

Workforce participation of mothers by age of youngest child (1998 rounded estimate)		
Age of youngest child	No. of mothers	Participation rate (%)
0-2	17,000	63
3-5	14,000	70
6-15	42,000	73

Family-related leave³

Pregnancy leave (Maternity leave)

17 weeks leave available to the natural mother only.

Parental leave

The mother and the father are **each** entitled to 17 weeks leave. Available to natural and adoptive parents.

Births and EI maternity claims (1997)

Number of initial maternity claims allowed - 3,450.

Number of births - 9,952.

1 - See EXPLANATORY NOTES for data sources and information important for interpretation of data.

2 - Current data not available. See EXPLANATORY NOTES for more information.

3 - Provincial leaves are unpaid; the federal government pays for some portions under Employment Insurance. (See FEDERAL ROLE.)

SPACE STATISTICS

Number of regulated child care spaces (1998)			
Centre-based			
Full-day			7,479
Part-day			3,515
Family day care			169
Total regulated spaces			11,163
Children with special needs in regulated child care (1998)			
			164
Children receiving subsidies (1998)			
			2,225
Percentage of children in regulated child care receiving subsidies			
			20%
Sponsorship of regulated centre spaces (1998)			
	Full-time	Part-time	Total
Non-profit	4,229	2,030	6,259
For-profit	3,250	1,485	4,735

STANDARDS AND REGULATIONS

Regulated centres

Maximum centre size	60 spaces
---------------------	-----------

(recommended but not mandatory)

Maximum staff/child ratios and group sizes		
Age	Staff/child ratios	Max. group sizes
0-17 mos	1:4	not specified
17 mos-5 yrs (full-day)	1:7	not specified
17 mos-5 yrs (part-day)	1:12	not specified
5-12 yrs	1:15	not specified

Staff qualification requirements

Centre director and two-thirds of the staff must have either a 1- or 2-year early childhood education certificate or diploma or 2 years experience, one course and a 35 hour workshop on child development and curriculum. All staff must have first-aid training.

Parent involvement

Parent meetings must be held at least every 3 months for full-day programs and every 6 months for part-time programs.

Licensing, monitoring and enforcement

Initial inspections are conducted by provincial Prevention and Child Care Services staff. Most staff in regional offices who have generic caseloads are responsible for child care centre annual inspections. Regional staff are not required to have a background in early childhood education but are provided with early childhood education training annually.

Licenses can be issued for up to 24 months at a time for part-day programs, annually for full-time.

If a centre is in non-compliance with the *Act* or *Regulations*, a license with conditions is issued for a specified time period. If the centre fails to meet the legislative requirements in this period, the *Act* authorizes the Minister to cancel the license and if the program continues to operate, it is open to prosecution for violation of the *Act*. The legislation allows for an appeal to the Minister if a license is suspended or cancelled.

Regulated family day care

Regulation

Family day care providers are supervised by licensed agencies.

Maximum capacity

Up to six children of mixed ages, including the caregiver's own preschool children, or up to eight school-age children, including the caregiver's own school-age children.

Provider qualification requirements

Providers must be at least 18 years, not on the Child Abuse Registry, and cleared of having a criminal record by the RCMP or local police. No early childhood training or experience is required by the province.

Licensing, monitoring and enforcement

A licensed family day care agency staff must have ECE qualifications as per the provincial regulations. The agency is responsible for recruiting, screening and selecting caregivers, and for approving and monitoring homes. Provincial staff conduct annual visits and evaluations of agencies to check for adherence to provincial guidelines for day care homes.

FUNDING

Child care fee subsidy program

Fee assistance is paid directly to service providers on behalf of eligible parents.

There is a two-step eligibility process. Parents must be employed, seeking employment, attending school or a training program, receiving medical treatment or have a special or emergency child care need. If the parent meets one of these criteria, an income test is applied.

The provincial fee subsidy allotment was capped at 2,300 spaces for the 1997/98 fiscal year.

Only registered centres (non-profit centres operated by community-based organizations) and family day care agencies may enrol children receiving subsidies.

Eligibility for fee subsidy (net income, 1998)		
	Turning point	Break-even point (estimated maximum)
1 parent, 1 child	\$16,812	\$24,540
2 parents, 2 children	17,712	34,092

The turning point is the income level up to which full subsidy is available. Partial subsidy is available up to the break-even point at which income subsidy ceases.

Maximum subsidy by age of child (1998)	
Infants to 17 mos	\$17.20/day
Preschoolers	17.20/day
School-age	17.20/day

Programs may surcharge subsidized parents if costs are above the maximum subsidy rate; they must charge full-fee parents at least the same as subsidized parents. The minimum user fee is \$2.25 per day (1998).

**Average percentage of centre revenue from
fee subsidies** **20.5%**

Public funding for regulated child care (1998)

For the purposes of funding, the category "child care centres" includes:

Registered centres

Operated by non-profit boards of directors and eligible for subsidized spaces, salary enhancement grants, equipment grants.

Non-profit centres

Operated by a board of directors, not eligible for subsidized spaces but eligible for salary enhancement grants.

For-profit centres

Operated by owners or managers and not eligible either for subsidized spaces or salary enhancement grants.

One-time funding

Start-up grant

\$100/subsidized space, available to full-time registered centres.

Recurring funding

Equipment grant

Available to full-time registered centres. Up to \$130/year/subsidized centre space may be used for the purchase of equipment only.

Infant incentive grant

Non-profit centres that enrol infants receive an additional \$4.69/day/infant

Special needs funding

Between \$23.61 and \$32/day/child with special needs. Intended to cover additional costs associated with integrating children with special needs. Eligibility is based on evidence of the child's disability. A few centres have designated allotment of special needs spaces; other special needs-subsidized spaces are allocated on a case-by-case, as needed basis. This grant is dependant of availability of funding.

Salary enhancement grant

Available to non-profit (registered and non-registered) centres and licensed family day care agencies. The grant is \$3.25/day/space up to the maximum number of spaces based on the number of families whose net income falls within maximum provincial subsidy eligibility guidelines whether or not the child is subsidized.

Family day care administrative grant

Available to licensed family day care agencies. The grant is either 10% of the approved per diem fee or based on the previous year's utilization of subsidized spaces of \$1.65/day/space.

Child development centre grant

Annual grant provided to child development centres (part-day enrichment programs which primarily enrol children from low-income families). Maximum grant available cannot exceed 50% of the centre's approved operating budget and is based on the percentage of families whose income falls within provincial subsidy guidelines.

Average percentage of centre revenue from government grants 5.2%

Provincial allocations for regulated child care (1998)

Fee subsidy	\$12,000,300
One-time funding	None
Recurring funding	
Equipment grant	309,400
Family day care administrative grant	52,000
Child development centre grant	272,000
Salary enhancement grant	2,461,100
Special needs grant	440,000
Other funding	
Special projects	150,000
Total	\$15,684,800

Annual regulated child care allocation for each child 0-12 yrs (1998) \$103.19
(estimate based on total provincial budget)

Federal funding: Entitlements on child care expenditures No longer available. (See FEDERAL ROLE for more information.)

Salaries (1998)**Mean gross hourly wage for child care staff (full- and part-time staff combined)****Centres**

Assistant Teachers	\$7.04
Teachers	8.51
Teacher Directors	10.21
Administrative Directors	14.58

Family day care

Information not available

Average percentage of centre budget spent on wages and benefits 77.9%

Fees (1998)**Median monthly parent fees for full-time care****Centres**

Infants (Age 0-17 mos)	\$470
Toddlers (Age 18 mos-3 yrs)	412
Preschool (Age 3-5.11 yrs)	412
School-age	Information not available

Family day care

Information not available

Average percentage of centre revenue from parent fees 72.7%

ADMINISTRATION

The Prevention and Child Care Services section of the Department of Community Services is responsible for the licensing and inspection of child care and preschool facilities; monitoring family day care agencies; administration of funding arrangements; program consultation for licensed programs; and developing policy.

MUNICIPAL ROLE

There is no legislated municipal role.

CHILD CARE PLANNING AND DEVELOPMENT

There is no provincial plan for the development of child care.

RELATED SERVICES

Kindergarten (Ministry of Education)

Enrollment 1996-97	12,529
Average expenditure per student K-gr.12 (1996)	\$5,143

Community Action Programs for Children - CAPC (Health Canada) (1998)

Total number of CAPC projects	12
Number of these projects defined by CAPC as child development preschool programs	12

All CAPC programs in Nova Scotia are delivered through family resource centres.

Aboriginal Head Start (Health Canada) (1998)

Number of programs off-reserve	1
--------------------------------	---

In 1998, Aboriginal Head Start was expanded to include services for on-reserve as well as off-reserve communities.

HISTORY OF CHILD CARE IN NOVA SCOTIA

1966 Advocacy Committee on Day Care Services announced by the Minister of Public Welfare.

1967 Enactment of the *Day Nurseries Act*.

1968 Formation of the Preschool Association of Nova Scotia.

1970 Founding of the Nova Scotia Day Care Advocacy Association and the Nova Scotia Child Care Council.

1972 Appointment of the Provincial Day Care Advisory Committee which introduced the day care subsidy program.

1977 A Task Force on Day Care Finance was struck with a mandate to review the per diem rate. This resulted in yearly increments in the subsidy rate and an annual review of the parent fee formula.

1980 Enactment of the revised *Day Care Act and Regulations*.

1983 Task Force on Day Care was announced. Its recommendations resulted in the introduction

of annual equipment grants, additional subsidized child care spaces, special needs funding, and staff training standards along with staff training grants.

1987 Training specifications for staff working in child care came into effect.

1988 Provincial child care plan to triple spending for program expansion and enhancements subject to federal-provincial cost-sharing agreement was developed.

1989 Child care spending postponed.

1990 Child care staff in 40 centres across the province staged a 1 day walkout to protest poor wages.

The Minister announced a Round Table on Day Care with representation from the child care community to conduct a review of the province's child care system.

A salary enhancement grant introduced.

1991 The Round Table on Day Care presented a series of recommendations to the Minister including a recommendation to establish the Round Table as a permanent advisory body.

This recommendation was adopted. Other recommendations called for the creation of 500 new subsidized spaces and the adoption of salary scales for child care workers.

1992 Funding increases were announced including 100 new subsidies and increases in subsidy rates.

1993 Per diem and subsidy rates to non-profit infant child care and staff training grant increased.

1995 Restructuring of Department of Community Services.

1993-96 Fifty additional subsidized spaces allotted each year.

RECENT DEVELOPMENTS

In 1998, the per diem rate for a subsidized space and the infant differential increased by 2 percent. Changes to program standards/training requirements/licensing were in process. A review of regulations has been in process for some years in Nova Scotia. In 1999 new infant regulations will be announced and early in 2000, there will be new ratios, health and safety requirements, and an increase in training requirements as well as family day care regulations. New ECE training programs will have to be approved by the province.

A new policy stipulates that all regulated child care programs in Nova Scotia must determine if their staff and volunteers are registered on the Child Abuse Register every three years.

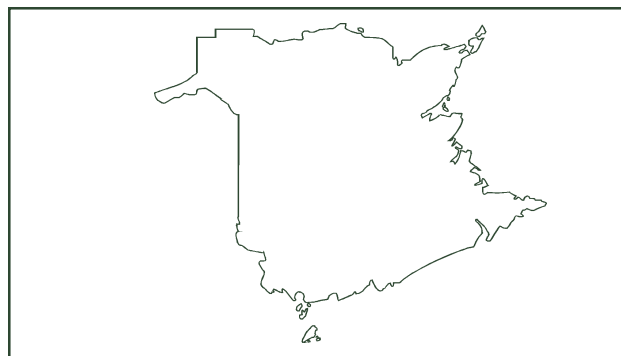
New subsidies were approved in 1997 and 1998, 50 each year. Through the National Child Benefit, \$2.2 million has been allocated to a Healthy Child Development Initiative to enhance/support centre-based and family day care, rural child care and early intervention programs.

KEY PROVINCIAL CHILD CARE ORGANIZATIONS

Child Care Advocacy Association of Nova Scotia
c/o South End Day Care Centre
5594 Morris Street
Halifax, Nova Scotia B3J 1C2
Telephone: (902) 420-1618
Facsimile: (902) 422-3968

Child Care Connection-NS
Suite 100, 1200 Tower Road
Halifax, Nova Scotia B3H 4K6
Telephone: (902) 423-8199 1-800-565-8199
Facsimile: (902) 492-8106

NEW BRUNSWICK



LEGISLATION

New Brunswick. Legislative Assembly. *Family Services Act*. 1980.

New Brunswick. Legislative Assembly. *Family Services Act and Day Care Regulations*, 83-85, as amended.

PROVINCIAL OFFICIAL RESPONSIBLE FOR CHILD CARE

Diane Lutes
Provincial Day Care Services Consultant
Office for Family and Prevention Services
Department of Health and Community Services
P.O. Box 5100
Fredericton, New Brunswick E3B 5G8
Telephone: (506) 869-6878
Facsimile: (506) 856-3312

CHILD CARE SERVICES

Unregulated child care

Max. number of children of mixed ages, 0-12 permitted	5
Maximum if all are 2-5 years	4
Maximum if all are school-age	8

No more than two infants are allowed. Figure includes the caregiver's own children under 12 years. Nursery schools are only licensed upon request or complaint.

Regulated child care

Day care centres

Part-time or full-time care for less than 24 hours/day for four or more infants; six or more preschoolers; 10 or more children 6-12 years; or seven or more children from birth to 12 years.

School-age child care centres

Centre-based care outside school hours for school-age children up to 12 years.

Community day care homes

Care in a private home for no more than three children under 2 years, or five children aged 2-5 years, or nine children aged 6 years and over, or six children of a combination of ages from birth to 12 years, including the caregiver's own children under 12 years.

CHILDREN WITH SPECIAL NEEDS

The Early Childhood Initiative (ECI) is a province-wide integrated service delivery for prevention-focused childhood services, for "priority preschool" children and their families. ("Priority preschool" children include children from the prenatal stage to 5 years whose development is at risk due to physical, intellectual or environmental factors). The Integrated Day Care Services Program (IDCSP) is one of seven components. ECI is coordinated via regional public health nurses. The goal of IDCSP is full participation of priority children in developmentally appropriate child care and improved child outcomes. Facilities providing services to children may receive an average of \$3,000/year/child. There are no training requirements for staff in IDCSP.

ABORIGINAL CHILD CARE

New Brunswick does not license child care centres on-reserve. There are two on-reserve centres and an additional three centres are in the development stages under the First Nations/Inuit Child Care Initiative.

Some Head Start programs receive funding through an agreement between the First Nations of New Brunswick, the federal departments of Health and Community Services and Indian and Northern Development. (Note: These programs are not part of the Health Canada Aboriginal Head Start Program.) There are no federally sponsored Aboriginal Head Start Programs in New Brunswick.

The Micmac-Maliseet Child Care Council (MMCC) was established in 1992 to address quality issues in First Nations centre-based child care. A 2-year training program has been used in the two First Nations communities, with the first students graduating in 1997.

PROVINCIAL CONTEXT¹

Number of children 0-12 yrs (1998 rounded estimate)		Children 0-12 yrs with mothers in the paid labour force (1998 rounded estimate)	
0-2	23,400	0-2	14,000
3-5	27,700	3-5	17,000
6-12	67,900	6-12	44,000
Total 0-12	119,100	Total 0-12	75,000

Children 0-14 yrs identifying with an aboriginal group (1996)

	North American Indian	Métis	Inuit
0-4 yrs	1,940	65	40
5-9 yrs	1,685	60	15
10-14 yrs	1,575	35	30

Children 0-14 yrs with disabilities residing at home (1991, estimated)²

	0-4yrs	5-9yrs	10-14yrs
Use of technical aid	477	718	536
Speech difficulty	473	745	532
Developmental handicap	125	355	390

Workforce participation of mothers by age of youngest child (1998 rounded estimate)

Age of youngest child	No. of mothers	Participation rate (%)
0-2	13,000	64
3-5	11,000	69
6-15	36,000	74

Family-related leave³

Maternity leave

17 weeks leave available to the natural mother only.

Child care leave (Parental leave)

Either the mother or father are entitled to 12 weeks leave. Parental leave is called child care leave but is comparable to parental leave in other provinces. It is available to both natural and adoptive parents.

Births and EI maternity claims (1997)

Number of initial maternity claims allowed - 2,720.

Number of births - 7,922.

1 - See EXPLANATORY NOTES for data sources and information important for interpretation of data.

2 - Current data not available. See EXPLANATORY NOTES for more information.

3 - Provincial leaves are unpaid; the federal government pays for some portions under Employment Insurance. (See FEDERAL ROLE)

SPACE STATISTICS

Number of regulated child care spaces (1998)	
Centre-based	9,048
Family day care	156
Total regulated spaces	9,204
Children with special needs in regulated child care (1998)	
	441
Children receiving subsidies (1998)	
	1,568
Percentage of children in regulated child care receiving subsidies	
	17%
Sponsorship of full-time regulated centre spaces (1998 estimate)	
Non-profit	Information not available
For-profit	Information not available

STANDARDS AND REGULATIONS

Regulated centres

Maximum centre size	60 spaces
---------------------	-----------

Child care programs are approved for a maximum of 60 spaces; however, those approved prior to 1983 which had more than 60 spaces have been grand-parented.

Maximum staff/child ratios and group sizes		
Age	Staff/child ratios	Max. group sizes
less than 2 yrs	1:3	9
2-3 yrs	1:5	10
3-4 yrs	1:7	14
4-5 yrs	1:10	20
5-6 yrs	1:12	24
6-12 yrs	1:15	30

Staff qualification requirements

No early childhood education training or experience is required. Staff must be at least 16 years old. Staff 16-19 years old are required to be supervised by a primary staff member who must be at least 19 years old. All staff must have first-aid training.

Parent involvement

Non-profit centres are required to have a board of directors whose members include at least 25% parents of enrolled children. All centres must hold at least one parent information meeting per year.

Licensing, monitoring and enforcement

Nine regional coordinator positions are responsible for monitoring compliance with the regulations. Child care centres receive one full-day inspection and a minimum of three unannounced visits per year.

Centres determined to be in non-compliance with standards are provided with a time frame in which to comply. Where the day care service is considered necessary, and where the Minister is satisfied that the requirements will be met within the designated period of time, the regulation permits the issuance of a temporary approval for a period not to exceed 6 months. The regulations provide the authority to suspend or cancel a license if the program is deemed dangerous to children.

Regulated family day care (community day care homes)

Regulation

Individually licensed

Maximum capacity

Infants	3
2-5 yrs	5
6 yrs and over	9
Combination of ages	6

The capacity maximums include the provider's own children under 12 years.

Provider qualification requirements

Providers must be at least 19 years old and have first-aid training. No early childhood education training or experience is required.

Licensing, monitoring and enforcement

The nine regional coordinator positions are responsible for licensing and monitoring community day care homes. Community day care home providers are issued an initial Certificate of Approval and must make an annual request for certificate renewal. The regional coordinators spot-check community day care homes to ensure compliance with the regulations.

FUNDING

Child care fee subsidy program

Fee assistance is paid directly to service providers on behalf of eligible parents through the Day Care Assistance Program.

Eligibility is determined through a needs and income test which is administered by the Department of Human Resources Development-New Brunswick (HRDH).

The provincial fee subsidy budget is capped. There is no longer an open-ended first come, first served subsidy program. Allocation of spaces is based on geography, program, and/or child/group-at-risk criteria assessment.

Subsidies are payable to any regulated non-profit or for-profit child care centre or community day care home.

Eligibility for fee subsidy (net income, 1998)		
	Turning point	Break-even point
All family sizes	\$15,000	-
1 child, 2 yrs and older	15,000	\$23,100
1 child, under 2 years	15,000	24,180

The turning point is the income level up to which full subsidy is available. Partial subsidy is available up to the break-even point at which income subsidy ceases.

Maximum subsidy by age of child* (1998)	
0-2 yrs	\$18.50/day
2-6 yrs	16.50/day
6-12 yrs	9.25/day

* same in centres and family day care

There is no minimum user fee. Programs may surcharge subsidized parents.

Average percentage of centre revenue from fee subsidies **26.9%**

Public funding for regulated child care (1998)

One-time funding
None

Recurring funding
Special needs funding
Special needs funding is provided to integrated day care centres under Early Childhood Initiatives.

Average percentage of centre revenue from government grants **1.9%**

Provincial allocations for regulated child care (1998)

Fee subsidy	\$4,200,000
One-time funding	None
Recurring funding	None
Special needs funding	1,323,000
Total	\$5,523,000

Other

The Alternative Child Care Program (National Child Benefit dollars \$1.5 million) provides a subsidy for parents not on social assistance living further than 5 km away from regulated child care. It is intended to pay for shift and weekend care.

Annual regulated child care allocation for each child 0-12 yrs (1998) **\$46.37**
(estimate based on provincial budget)

Federal funding: Entitlements on child care expenditures No longer available
(See FEDERAL ROLE for more information.)

Salaries (1998)

Mean gross hourly wage for child care staff (full- and part-time staff combined)	
Centres	
Assistant Teachers	\$6.34
Teachers	7.12
Teacher Director	9.26
Administrative Directors	10.06
Family day care	
Information not available	

Average percentage of centre budget spent on wages and benefits **68.8%**

Fees (1998)

Median monthly parent fees for full-time care Centres	
Infants (Age 0 -17 mos)	\$380
Toddlers (Age 18 mos - 3 yrs)	360
Preschool (Age 3- 5.11 yrs)	360
School -age	Information not available
Average daily fee in family day care	
Age three	\$15.46

Average percentage of centre revenue from parent fees **68.7%**

ADMINISTRATION

The Office for Family and Prevention Services, Family and Community Social Services Division, Department of Health and Community Services is responsible for the provincial coordination of the Day Care Services Program.

Six regional offices of the Family and Community Services Division conduct approval and monitoring of child care programs.

The Department of Human Resources Development-New Brunswick administers the Day Care Assistance Program.

MUNICIPAL ROLE

There is no legislated municipal role.

CHILD CARE PLANNING AND DEVELOPMENT

There is no provincial plan for the development of child care.

RELATED SERVICES

Kindergarten (Ministry of Education)

Enrollment 1996-97	9,593
Average expenditure per student K-gr.12 (1996)	\$5,787

Kindergarten programs operate for a full primary day (approximately 9:00-2:30) and are compulsory.

Community Action Program for Children - CAPC (Health Canada) (1998)

Total number of CAPC projects	13
Number of these projects defined by CAPC as child development/preschool programs	13

All CAPC programs in New Brunswick are delivered through family resource centres.

Aboriginal Head Start (Health Canada) (1998)

Number of programs off-reserve	None
--------------------------------	------

In 1998, Aboriginal Head Start was expanded to include services for on-reserve as well as off-reserve communities.

HISTORY OF CHILD CARE IN NEW BRUNSWICK

1970s Child care centres were established under federal Local Initiatives Project grants.

1974 Enactment of the *Day Care Act* which included 40 staffing, health and safety, and administration regulations. It also provided for a fee subsidy program for eligible low-income families. The Act authorized the Department of Social Services to license child care centres and administer fee subsidies.

1980 The *Family Service Act* included child care services, viewing them as a child development service.

1982 One year training program for child care workers was established.

1983 *Day Care Regulation 83-85* was enacted and the *Day Care Facilities Standards* were developed.

1989 A Minister of State for Childhood Services and the Office for Childhood Services were established.

1991 *Playing for keeps: Improving our children's quality of life*, a policy framework for children's services in New Brunswick was released. Kindergarten programs were introduced as part of the public school system. Kindergarten programs operating within child care centres are no longer covered by child care legislation or the Office for Childhood Services. They are considered to be similar to private schools.

1992 In September, the provincial government announced the Early Childhood Initiatives, designed to provide targeted services to foster the healthy growth and development of priority children and their families and to enhance family self-sufficiency.

The MicMac-Maliseet Child Care Council was established to address First Nations centre-based child care quality issues.

1993 The provincial government established a working group on child care to study the issues of staff training, wage enhancement, and standards. The provincial government initiated a review process and established a Child Care Review Committee with representation from the Early

Childhood Coalition (Petite Enfance, Garde de Jour) NB Day Care Association, Departments of Health and Community Services, Income Assistance, Advanced Education and Labour, and the Executive Council.

1994 In March, *A policy framework for child care services in New Brunswick* was released. The report outlined three areas of discussion: quality, affordability and accessibility and provided an agenda for change in child care service delivery.

New directions: child care reforms was released in response to the report of the Child Care Review Committee. The province established several working groups to make recommendations.

Operating and professional development grants to day care centres were reduced to 50%. Workplace start-up grants were eliminated.

The provincial government released *New directions: child care reforms*. It outlined changes to regulated child care. It identified four directions for change: "improving quality, addressing the lack of affordable, accessible child care as a barrier to employment; forging partnerships for better child care; monitoring the implementation of the changes."

Quality issues were to be addressed through promotion of parent awareness, strengthening regulations, implementing minimum training requirements, and enhancing community college early childhood training. A new pamphlet and a bookmark for parents was developed, the legislation was reviewed. A new early childhood curriculum was launched

With regard to "improving affordability", recurring grants were eliminated and fees increased. Subsidy eligibility levels went up (from \$11,000 annual family income to \$15,000 annual family income). Subsidy rates were increased. The number of children accessing subsidy increased from 1,363 in 1995 to 1,568 in 1998. A majority of the children accessing subsidies were welfare recipients. There was a 30% vacancy rate in centres.

A plan for monitoring was developed, and the Annual Day Care Survey was enhanced.

Since 1994, student parents have been required to take subsidies as part of student loans, and repay them.

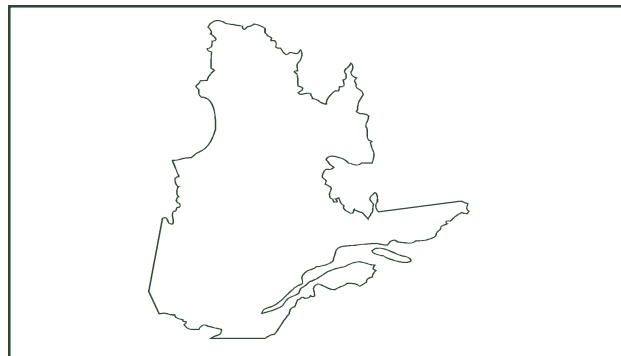
RECENT DEVELOPMENTS

Effective August 1998, the province increased the subsidy rates through the Day Care Assistance Program. Eligible parents who do not have access to regulated child care, including those who work evening or weekend shifts, may now receive financial assistance for unregulated care. Subsidies are paid at the same rate as those through the Day Care Assistance Program.

KEY PROVINCIAL CHILD CARE ORGANIZATIONS

Currently there are no active provincial child care organizations in New Brunswick.

QUÉBEC



LEGISLATION

Québec. *An Act Respecting the Ministère de la Famille et de l'Enfance* and amending the *Act Respecting Child Day Care Centres*. Bill 145, 1997.

Québec. *Public Education Act. Regulation on school-age child care*. L.R.Q., c. 1-133, a.454.1; 1997, c.58, a51; 1992, c.96, a.132.

Québec. *An Act Respecting Child Care Centres and Child Care Services R.S.Q. chapter S-4.1, R.2.*, as amended April 1, 1998.

Québec. *Regulation Respecting Day Care Centres, S-4.1, r.2.*, as amended September 1, 1997. *Regulation Respecting Home Day Care Agencies and Home Day Care, S-4.1, r.0.001* as amended April 1, 1998.

Québec. *Regulation Respecting Child Care Centres, C-8.2, r.2.*, as amended April 1, 1998. *Regulation Respecting Reduced Contributions, C-8.2, r.3.*, as amended April 1, 1998.

PROVINCIAL OFFICIAL RESPONSIBLE FOR CHILD CARE

Maurice Boisvert, sous ministre
Ministère de la famille et de l'enfance
600, rue Fullum, 8^{ème} étage
Montréal, Québec H2K 4S7
Telephone: (514) 873-6707
Facsimile: (514) 873-6468

CHILD CARE SERVICES

Unregulated child care

Maximum number of children permitted 6

Figure includes the caregiver's own children.

jardins d'enfant (nursery schools)

Programs for a minimum of seven children 2-5 years on a regular basis for up to 4 hours/day.

haltes-garderies (stop-over centres)

Programs for a minimum of seven children on a casual, drop-in basis for up to 24 consecutive hours.

Regulated child care

Centre de la petite enfance (early childhood agency)

Offers centre-based care through one or more centres and family child care. An agency can have up to 350 children; up to 240 with 80 in each individual facility; and up to 250 in family child care component.

- en installation (centre-based care)
Group centres or 'facilities' for less than 24 hours a day for 7 to 80 children from birth to end of primary school that are part of a centre de la petite enfance.
- milieu familial (family day care)
Care for up to six children, including the provider's own, from birth to the end of primary school in a private home supervised by an early childhood agency. If there is another adult, there may be up to nine children.

garderie (child care centre)

Group care/less than 24 hours a day/up to 60 children / birth to the end of primary school that is a commercial operation or operated by a community group that has not yet become part of a centre de la petite enfance.

milieu scolaire (school-age child care)

Programs provided by a school board for children attending kindergarten or elementary grades. Under the jurisdiction of the Ministry of Education.

CHILDREN WITH SPECIAL NEEDS

Québec has a policy encouraging inclusion of children with special needs in regular programs; grants are available to facilitate this.

ABORIGINAL CHILD CARE

Québec regulates on-reserve child care. In 1998, there were 11 child care centres and one family day care agency on-reserve, and several other centres under construction. On-reserve child care is funded through agreements between First Nations communities and federal and provincial governments. The Québec Native Women's Association, Band Councils, the Cree and the Katisk regional administrations play key roles in First Nations child care in Québec and Labrador.

PROVINCIAL CONTEXT¹

Number of children 0-12 yrs (1998 rounded estimate)		Children 0-12 yrs with mothers in the paid labour force (1998 rounded estimate)	
0-2	243,400	0-2	150,000
3-5	283,500	3-5	175,000
6-12	645,500	6-12	424,000
Total:	1,172,400	Total:	749,000

Children 0-14 yrs identifying with an aboriginal group (1996)			
	North American Indian	Métis	Inuit
0-4 yrs	11,420	2,070	1,545
5-9 yrs	10,655	1,845	1,370
10-14 yrs	10,020	1,865	1,040

Children 0-14 yrs with disabilities residing at home (1991, estimated) ²			
	0-4yrs	5-9yrs	10-14yrs
Use of technical aid	5,688	6,140	6,636
Speech difficulty	3,819	3,997	5,632
Developmental handicap	too small to be estimated	3,435	4,655

Workforce participation of mothers by age of youngest child (1998 rounded estimate)		
Age of youngest child	No. of mothers	Participation rate (%)
0-2	140,000	65
3-5	112,000	67
6-15	315,000	75

Family-related leave³

Maternity leave

18 weeks leave available to the natural mother only.

Birth leave

5 days leave of which 2 days are paid. Available to the natural father only.

Adoption leave

5 days available to **each** parent of which 2 days are paid.

Parental leave

The mother and the father are **each** entitled to 52 weeks leave. Available to natural or adoptive parents.

Family-related leave (child care leave)

The mother and the father are **each** entitled to 5 days/year leave. May only be taken for emergency child care purposes.

See RECENT DEVELOPMENTS for changes to family-related leave and benefits.

Births and EI maternity claims (1997)

Number of initial maternity claims allowed - 33,570.

Number of births - 79,774.

1 - See EXPLANATORY NOTES for data sources and information important for the interpretation of the data.

2 - Current data not available. See EXPLANATORY NOTES for more information.

3 - Provincial leaves are unpaid; the federal government pays for some portions under Employment Insurance. (See FEDERAL ROLE.)

SPACE STATISTICS

Number of regulated child care spaces (1998)	
Centre-based	
Infant/Toddler	5,844
Preschooler	54,697
Family day care	21,761
Total spaces regulated by MFE	82,302
School-age (estimate)	92,700
Total spaces regulated (by MFE and under the aegis of the Ministry of Education.)	175,002
Children with special needs in regulated child care	1,495
Children receiving* subsidies (1998)	38,070
Percentage of children in regulated child care receiving subsidies (1998)	22%
Sponsorship of full-time centre based spaces (1998)	
Non-profit	58,376
For-profit	23,935
* The number of children receiving subsidies is decreasing with the implementation of publicly-funded services. (See RECENT DEVELOPMENTS.)	

STANDARDS AND REGULATIONS

Regulated centres

Maximum child care facility size	80 spaces
Maximum garderie size	60 spaces

Maximum staff/child ratios and group sizes		
Age	Staff/child ratios	Max. group sizes
0-18 mos	1:5	15
18 mos-3 yrs	1:8	30
4-5 yrs	1:10	30
6-12 yrs	1:15	30

Staff qualification requirements

In 1998, one-third of staff were required to have a college diploma or university degree in early childhood education (ECE) or 3 year's experience plus a college attestation degree or certificate in ECE. For new child care centres, two-thirds of staff must have a college diploma or university degree in ECE. By September 1999, all services had to conform with this requirement.

Parent involvement

All child care services must have a board of directors with 51% parent members or a five member parent advisory committee. The parent committee must be consulted on issues of service delivery. Non-profit services may receive a permit (or license) if their boards of at least seven members includes two-third parent users. Staff, providers and assistants may not sit on these boards.

Licensing, monitoring and enforcement

Ministère de la famille et l'enfance (MFE) issues permits (licenses) for up to a 2 year period. MFE inspectors may visit any licensed operation to monitor its compliance with regulations. There is no regulatory requirement for the frequency of visits by inspectors. Inspectors are not required to have a degree, diploma, or training in early childhood education.

If a centre is found to be in non-compliance with legislative requirements but there is no immediate danger to the health or well-being of the children, MFE informs the centre's board, in writing, that the program is in non-compliance with a specific regulation(s) and requests rectification. A follow-up check is done by an inspector when sufficient time is deemed to have passed. Repeated instances of non-compliance which do not pose an immediate threat may result in a court hearing. Québec does not issue conditional or provisional licenses. The operator may appeal the loss of license (or the refusal by MFE to renew a license) to a tribunal set up by MFE to hear the case and may be represented by a lawyer. If not satisfied with the tribunal's ruling, the operator may appeal a decision to the Commission des affaires sociales. Its decision is binding.

Regulated family day care

Family day care providers are supervised by licensed early childhood agencies (CPE's).

Maximum capacity

Up to six children including the provider's children under 9 years; no more than two children may be under 18 months. If the provider is assisted by another adult, they may care for nine children, including the providers' own children, with not more than four children under 18 months.

Provider qualification requirements

Family day care child centre worker

Staff duties include approving/hiring people responsible for family day care, providing technical and professional support to such persons, and exercising control and supervision for such persons. Staff responsible for supervision must have at least 3 years of full-time experience working with children or supervising or directing people.

Family day care provider

Family day care providers must hold a first-aid certificate and complete a training program lasting at least 45 hours pertaining to child development, health and diet issues, and organization and leadership in a "life environment". Many early childhood agencies provide training for providers.

Licensing, monitoring and enforcement

Staff are required to do on-site visits. MFE monitors records of home visits and activity reports.

FUNDING

Child care fee subsidy program

Subsidies are paid directly to service providers on behalf of eligible parents. To be eligible for a full-time fee subsidy, a parent must be employed, enrolled in job training or an educational program, on unemployment insurance seeking work or be referred by local health and social services. A part-time fee subsidy is also available to help pay for part-time child care regardless of parents' labour force participation.

Québec is in the process of phasing out the subsidy program as publicly-funded child care is being incrementally phased in (see RECENT DEVELOPMENTS.) The remaining subsidy system is relevant for some children in for-profit centres (see RECENT DEVELOPMENTS) and for those in younger age groups (in 1998, \$5 a day child care had been extended to 3- and 4-year-olds. See RECENT DEVELOPMENTS

Eligibility for child care fee subsidy (net income, 1998)

	Turning point	Break-even point
1 parent, 1 child	\$12,000	\$35,800
2 parents, 2 children	16,800	40,300

The turning point is the income level up to which full subsidy is available. Partial subsidy is available up to the break-even point at which income subsidy ceases.

Subsidies are based on the actual child care fee rather than a flat rate. The method of calculation is 50% of the fee, plus a basic amount of \$4/day. Maximum subsidy/child was \$16.14/day in 1998. Child care centres and family day care may surcharge subsidized parents more than the maximum daily subsidy.

Average percentage of centre revenue from fee subsidies **18.9%**

Public funding for regulated child care (1998)

One-time funding

Project management grant

Available to early childhood agencies with a parent majority board of directors and new family day care agencies. Centres are eligible to receive up to \$6,512.

Start-up grant

Available to early childhood agencies with a majority parent board of directors and school boards. Up to 50% of their start-up costs covered to a maximum of \$182,840 for owned premises and \$109,605 for rented premises.

Special needs funding

Funds are available to all non- and for-profit licensed programs to assist in the integration of children with special needs.

Special needs equipment	\$ 1,629
Individual case study	342

Relocation grant

Up to 50% of actual moving costs available to early childhood agencies. Maximum of \$171,104 for owned premises and \$97,227 for rented premises.

A maximum grant of \$65,138 may be used for capital improvements only if the centre is in the process of buying the premises.

Recurring funding

Operating grants

Available to non-profit centres with parent majority boards of directors or school boards (for programs other than school-age child care.)

Special needs school-age grants

School-age child care services receive a flat rate per child with special needs from the Ministry of Education of \$1,000 for each child attending the service on a regular basis, and \$500 for each child that attends on an irregular basis.

Other funding

Group benefit grants

All early childhood agencies and child care centres are eligible for grants to purchase group insurance, including maternity leave, extended health and dental benefits, from a designated insurance company. The amount of the grant is equivalent to 1.28% for extended health and dental benefits and 1.72% of the total insurable payroll for maternity leave.

Child care organization grants

Organizations which promote the development and maintenance of quality child care through public information and education are eligible to receive \$25,000 plus \$500 for each member, up to a maximum of 100 and \$100 for each additional member.

Average percentage of centre revenue from government grants **33%**

Provincial allocations for regulated child care (1998)

Child care fee subsidy	\$82,057,423
One-time funding	12,427,303
Recurring funding	187,751,208
Special needs funding	10,752,529
Other funding	6,871,838

Total **\$299,860,301**

Annual regulated child care allocation for each child 0-12 yrs (1998) **\$255.77**

(estimate based on provincial budget)

Federal funding: Entitlements on child care expenditures

(1998) No longer available
(See FEDERAL ROLE for more information.)

Salaries (1998)

Mean gross hourly wage for child care staff (full- and part-time staff combined)

Centres

Assistant Teachers	\$8.12
Teachers	11.04
Teacher Directors	14.05
Administrative Directors	17.41

Family day care

Information not available

Average percentage of centre budget spent on wages and benefits **84.6%**

Fees (1998)

Median monthly parent fees for full-time care

Centres

Infants (Age 0-17 mos)	\$477
Toddlers (Age 18 mos - 3 yrs)	455
Preschool *	440
School-age	Information not available

Average daily fee in family day care

Age three	\$19.03
-----------	---------

**In Québec, this category refers only to 3-year-olds and a limited number of 4-year-olds. At the time of data collection, most 4-year-olds in Québec child care were in \$5/child care, and 5-year-olds were in full-day kindergarten. (See RECENT DEVELOPMENTS.)*

Average percentage of centre revenue from parent fees **45.8%**

ADMINISTRATION

MFE is responsible for setting standards and regulations, administration of the legislation, administration of grants, and coordination of the child care system across the province.

Le ministère de l'éducation is responsible for school-age child care services. These are provided by school boards for children attending kindergarten or elementary school.

MUNICIPAL ROLE

Municipalities may no longer hold licenses to operate child care facilities.

CHILD CARE PLANNING AND DEVELOPMENT

Québec uses a province-wide planning process, les conseils régionaux de développement, with representation from municipalities, social services, and child care organizations, which sets priorities by region.

The Québec government has a policy which favours the development of child care services that are controlled by user-parents. MFE licenses (permits) new child care services as the requirements of the *Act* and *Regulations* are met.

RELATED SERVICES

Kindergarten programs and out-of-school care (Ministry of Education)

Enrollment 1996-97	103,149
Average expenditures per student K-gr. 11 (1996)	\$7,372

Kindergarten is available for all 5-year-olds, and effective September 1997, operates on a full-school day basis. Enrolment in kindergarten remains voluntary, but children who do attend must participate for the full day. In 1997, more than 98 percent of eligible children were enrolled. 1,600 new classrooms were opened for the implementation of full-day kindergarten in September 1997.

Some part-day kindergarten programs for 4-year-olds, which existed in a few communities to serve high-risk populations before the implementation of the new family policy, continue under the Ministry of Education. The programs are supplemented by half-day child care which is also operated by the Ministry of Education at no charge to the parents.

Kindergarten teachers must hold recognized Québec teaching credentials which may include an ECE specialization.

Out-of-school care (milieu scolaire) (for children in kindergarten and elementary school) is also the responsibility of the Ministry of Education.

Community Action Program for Children - CAPC (Health Canada) (1998)

Total number of CAPC projects	217
Number of these projects defined by CAPC as child development/preschool programs	50

Aboriginal Head Start (Health Canada) (1998)

Number of programs off-reserve	7
--------------------------------	---

In 1998, Aboriginal Head Start was expanded to include services for on-reserve as well as off-reserve communities.

Other

Proposed maternity and parental leave provisions
The proposed new Parental Insurance Plan has not been implemented, due, in part, to ongoing negotiations with the federal government. Highlights of the proposal contained in the Québec Government 1997 publication *New elements of the family policy*, and somewhat amended during the 1998 election campaign include payment for:

- 18 weeks maternity leave for new mothers, which may begin up to 16 weeks before the expected date of delivery;
- 3 weeks leave for fathers;
- 7 weeks parental leave which can be taken by either parent or shared between them;
- 12 weeks adoption leave which can be taken by either parent or shared between them;
- an extended 26 week parental leave for a third or subsequent child, at a flat rate of \$100/week, during which time the recipient would be permitted to work up to 20 hours/week;

In addition:

- eligibility for maternity benefits would be extended to self-employed women;
- eligibility for maternity benefits would require only a minimum of \$2,000 in earned income in the preceding 52 weeks;
- benefit levels would be increased from the current 55% of a maximum of \$39,000 annual insurable earnings, to 70% of a maximum \$51,000; and
- the current 2 week waiting period would be eliminated.

In order to fund the program, \$390 million of current employer and employee contributions would have to be redirected from the federal Employment Insurance Program, and self-employed individuals would make contributions.

It should be noted that Québec provides considerable unpaid leaves. (See PROVINCIAL CONTEXT.)

HISTORY OF CHILD CARE IN QUÉBEC

1887 Montréal Day Nursery, an anglophone child care centre, was established by charitable organizations.

1942 Québec signed the *Dominion-Provincial War Time Agreement* with the federal government. This enabled cost-sharing for child care centres attended by children whose mothers were employed in industries essential to the war effort. Six centres were established in Montréal.

1945 Government financing for child care centres ended and centres closed.

1950s Growth of for-profit child care centres.

1969 The provincial government began to license existing child care centres and financed selected child care centres located in low-income districts of Montréal.

1972 A system of tax credits for mothers using child care was established.

1974 The provincial government adopted the *Bacon Plan*, a policy paper on child care issues which recognized the existing network of child care centres and recommenced financial aid to low income parents.

1979 An *Act Respecting Child Day Care* created l'office des services de garde à l'enfance to coordinate and promote development of child care services. Operating grants were introduced.

1980 L'office took on full responsibility for regulated child care services.

1983 *Regulations* for the *Act* were adopted.

1988 L'office issued a policy statement on child care services which announced a 5-year expansion plan to double the number of licensed child care spaces by 1994. The paper also identified target programs, such as infant child care and workplace child care, and extended some grants to for-profit centres.

1989 The child care community organized a 1 day walkout in protest against some aspects of the 1988 policy statement.

The government announced enhanced parent fee subsidies, the provision of assistance for child care training and staff development, and increased assistance to facilitate the integration of children with handicaps.

1992 A regulation was adopted which fixed the number of spaces eligible for funding on an annual basis.

Unionized child care staff took part in a 1 day walkout protesting poor wages.

1993 New regulations were adopted relating to parent fee subsidies.

Summer child care programs which are not operated as regulated centres or regulated family day care became eligible to receive funding from l'office.

Concertation inter-régionale des garderies du Québec organized a province-wide demonstration. The demands were for a freeze on parent fees and \$1.5 million for wage enhancement for the non-profit sector in the short term.

1994 A new regulation concerning agencies and family day care was issued. This regulation addresses: permits, staff qualifications of the agency, qualification for the person responsible for family care, security, hygiene, heating and minimal standards.

Public consultation was held to consider solutions for financing child care. The new formula takes account of program size, expenses, and occupancy rates, and grants which are paid on a monthly basis.

1995 An extensive public consultation process on the education system included proposals to change the jurisdiction, delivery and funding of early childhood education. It considered introduction of full-day kindergarten for 4- and 5-year-olds through an integrated early childhood system.

1996 A moratorium on new permits for child care services was in force for a year from April, 1995. In May, the government announced that for-profit centres would no longer receive any funding in Québec. (This was later modified somewhat when the new family policy was introduced in 1997).

RECENT DEVELOPMENTS

In October 1996, the Québec government announced its intention to implement a new family policy, and to develop a comprehensive early childhood policy for children from 0 to 12 years old to give concrete expression to the new educational dimension of early childhood services. In January 1997, a White Paper, *Nouvelles dispositions de la politique familiale: Les enfants au coeur de nos choix*, which outlined the details of the plan, was released. It contained three main components:

- an integrated child allowance for young children and newborns, designed to gradually replace the existing family allowance;
- enhanced maternity and parental leave provisions through a new parental insurance plan; and
- the development of early childhood education and child care services, to provide accessible programs which foster child development, and gradually introduce skills children need to succeed at school.

The family policy was founded on the following fundamental principle: "Parents are primarily responsible for their children, while the state has a supportive role to play."

Three stated objectives guide the implementation of the policy:

- to ensure fairness through universal support of families and increased assistance for low-income families;
- to facilitate the reconciliation of work and family life;
- to foster child development and equal opportunity.

Early childhood education and child care services

The new early childhood care and education program began in September 1997 and is being implemented over a 5 year period. In the first year of the program, kindergarten for all 5-year-olds was extended to the full school day; the few existing half-day kindergarten programs for 4-year-olds continued and were supplemented by a half day out-of-school child care program at no cost to the parent. At the same time, space for 4-year-olds in either regulated centre-based programs or family day care became available at a fee of \$5/day. This was extended to 3-year-olds in September 1998, and will continue to be extended incrementally until the year 2001, when all age groups will be covered.

Child care at \$5/day is available to all children whether or not the parent is employed; individual centres may implement policies which give priority to employed parents, single parents, or some other target group. Families on social assistance and not in the workforce may access up to 23.5 hours/week of care at no cost. Low income working families may also qualify for an additional fee reduction by accessing the APPORT program (Ministry of Solidarity). If they are eligible, they can get an additional \$3 a day to reduce their \$5/day fee to \$2. Subsidies and operating grants continue for the age groups not presently covered by the \$5/day spaces, until such time as they are covered.

Effective September 1998, 3-year-olds became eligible for \$5/day spaces. In 1997, the Government of Québec created the Ministry of Families and Children, which became responsible for early childhood care and education services for children 0-4. Child care centres and family child care agencies are being replaced by Centres de la petite enfance (early childhood agencies). Over the next 5 years, each agency shall offer at least two services - typically a centre component and a family child care component. Centres may also develop part-time spaces if there is a need for parents who are not in the paid labour force and who do not wish to access a full-time space. It is expected that, according to demand from the community, the early childhood agencies will offer flexible, evening and weekend care if needed. Nursery schools are not currently included in this new program, in part because they are not licensed in Québec, and because they are usually commercial or run by community centres, thus not satisfying the requirements for board structure.

A major expansion of regulated child care is underway to meet the demand. An additional 85,000 child care spaces for children 0-4 is planned by the year 2001. Currently, an existing regional structure, *les conseils régionaux de développement*, comprising representatives from municipalities, the social services sector and child care organizations is charged with ensuring that the allocated increase in spaces occurs. Capital funding is available to non-profit groups for expansion and start-up: up to 50% of costs to a maximum of approximately \$183,000 for owned premises and \$110,000 for rented.

An early childhood agency permit will limit total enrolment to 240 in centre-based services, with a maximum of 80 in each separate facility, and no more than a total of 250 in family day care. There is also a limit of a total of 350 spaces that can be coordinated by one permit holder. The government anticipates that much of the expansion will occur in family child care, and that many unregulated caregivers will join the regulated system.

Early childhood agencies are to be non-profit with a board of directors having a minimum of seven persons, at least two-thirds of whom must be users of the program, but are neither staff nor family day care providers.

Since the current demand for regulated spaces for 3- and 4-year-olds outstrips the supply, the Ministry currently "rents" space from existing for-profit operations with funding at a lesser rate than non-profit centres. Agreements with for-profit centres will be renegotiated annually until such time as they are no longer needed.

The required number of staff trained in early childhood education in centre-based programs has been increased from one-third of staff in a centre to two-thirds. In addition, a common curriculum, an adaptation of the American High Scope curriculum, will be required in all centres. The child:staff ratios for 4-year-olds has increased from 8:1 to 10:1 but remains at 8:1 for 3-year-olds.

Administration

To administer the family policy, the Ministry of Families and Children/Ministère de la famille et de l'enfance (MFE) was created in 1997.

Human resources

Following 2 days of strikes by child care workers, an agreement among the government, union representatives, and representatives of child care boards of directors was struck. Through direct government funding, child care staff in non-profit centres and family day care will be paid according to a province-wide scale based on education and experience. It is anticipated that an average wage increase will be 35-40% over 4 years, with an additional \$44 million allocated in 1999-2000. A provincial task force has recommended that child care staff be included in *The Pay Equity Act*.

KEY PROVINCIAL CHILD ORGANIZATIONS

Concertaction inter-régionale des centres de la petite enfance du Québec
14, av Victoria
St. Lambert, Québec J4P 2J4
Telephone: (450) 672-2799
Facsimile: (450) 672-9648

Association des services de garde en milieu scolaire du Québec
13, rue Saint-Laurent est
Longueuil, Québec J4H 4B7
Telephone: (450) 646-2753
Facsimile: (450) 646-1807

Fédération des centres de la petite enfance du Québec
4875, rue de la Promenade-des-Soeurs
Cap-Rouge, Québec G1Y 2W2
Telephone: (418) 659-3059
Facsimile: (418) 659-7957

ONTARIO



LEGISLATION

Ontario. Legislative Assembly. *The Day Nurseries Act*. Revised Statutes of Ontario, 1990 (reprinted 1998). Amended by *The Services Improvement Act* effective January 1, 1998

Ontario. Legislative Assembly. *Ontario Regulation 262*, 1990. (Amended 1998, 1999)

PROVINCIAL OFFICIAL RESPONSIBLE FOR CHILD CARE

Ann Masson, Director
Child Care and Community Services Branch
Ministry of Community and Social Services
Hepburn Block, Room 476, 4th Floor
80 Grosvenor Street
Toronto, Ontario M7A 1E9

Telephone: (416) 327-0326
Facsimile: (416) 325-5349

CHILD CARE SERVICES

Unregulated child care

Maximum number of children permitted	5
--------------------------------------	---

Figure does not include the caregiver's own children.

Child care resource centres (also known as family resource programs)

Resource centres provide support services to parents and regulated and unregulated caregivers in their caregiving role. The range of services can include: drop-in programs, resource lending libraries, playgroups, training opportunities, and educational workshops

Regulated child care

Day nurseries (child care centres, nursery schools)

Group care for less than 24 hours/day for five or more unrelated children under 12 years and under 18 years for children with a developmental handicap.

Supervised private home day care (home child care)

Care for up to five children from 0-12 years in a private home that is supervised by a licensed agency. Not more than two children may be under 2 years, and not more than three children may be under 3 years, including the caregiver's children under 6 years.

CHILDREN WITH SPECIAL NEEDS

Ontario does not have a written policy regarding children with special needs but encourages integration and inclusion of children with special needs into community child care services. Responsibility for special needs resourcing programs are being transferred to municipal governments. Special needs resourcing funds are used to purchase services of resource teachers, who provide support to the child, caregiver and parents. They may work with several children in multiple locations.

ABORIGINAL CHILD CARE

Ontario funds and licenses on-reserve child care. As of September 1998, there were 53 licensed child care centres on-reserve with a licensed capacity of 2,159. There were also 13 centres off-reserve serving aboriginal children with a licensed capacity of 356, and three private home day care agencies with 62 homes serving Aboriginal children.

The Day Nurseries Act treats Indian Bands in a manner analogous to municipalities for the purpose of child care funding and administration. Expenses are cost-shared with the federal government through the 1965 Canada/Ontario Agreement Respecting Welfare Programs for Indians.

PROVINCIAL CONTEXT¹

Number of children 0-12 yrs (1998 rounded estimate)		Children 0-12 yrs with mothers in the paid labour force (1998 rounded estimate)	
0-2	419,400	0-2	252,000
3-5	456,100	3-5	294,000
6-12	1,098,100	6-12	774,000
Total 0-12	1,973,600	Total 0-12	1,320,000

Children 0-14 yrs identifying with an aboriginal group (1996)			
	North American Indian	Métis	Inuit
0-4 yrs	24,585	3,190	430
5-9 yrs	23,000	3,130	320
10-14 yrs	21,560	3,045	270

Children 0-14 yrs with disabilities residing at home (1991, estimated) ²			
	0-4yrs	5-9yrs	10-14yrs
Use of technical aid	6,321	5,737	11,315
Speech difficulty	9,499	14,656	5,436
Developmental handicap	3,400	7,410	2,285

Workforce participation of mothers by age of youngest child (1998 rounded estimate)		
Age of youngest child	No. of mothers	Participation rate (%)
0-2	230,000	65
3-5	191,000	72
6-15	539,000	79

Family-related leave³

Maternity leave

17 weeks leave available to the natural mother only.

Parental leave

The mother and the father are **each** entitled to 18 weeks leave. Available to natural and adoptive parents.

Births and EI maternity claims (1997)

Number of initial maternity claims allowed - 59,560.

Number of births - 133,004.

1 - See EXPLANATORY NOTES for data sources and information important for the interpretation of the data.

2 - Current data not available. See EXPLANATORY NOTES for more information.

3 - Provincial leaves are unpaid; the federal government pays for some portions under Employment Insurance. (See FEDERAL ROLE.)

SPACE STATISTICS

Number of regulated child care spaces (estimates-1998)

Note: Breakdowns of full- and part-time and centre-based and family day care are not available by age.

Regulated spaces

Infants (0-18 mos)	5,300
Toddlers (19-30 mos)	15,000
Preschoolers (31mos-5 yrs)	106,200
School age (6-12 yrs)	40,590

Total 167,090

(It is estimated that about 18,000 of these are in family day care)

Children with special needs in regulated child care (1998 monthly est.) 19,212

Children receiving subsidies (1998 estimate) 73,400

Percentage of children in regulated child care receiving subsidies (est.) 44%

Sponsorship of full-time and part-time spaces (1998)

Not-for-profit	120,756
For-profit	28,191
Municipal	18,143

Total 167,090

Family day care enrollment (1998 estimate) 18,143

Number of licensed agencies	146
Not-for-profit (includes municipally operated)	125
For-profit	21

Number of approved homes 8,674

Number of child care resource centres (1998 estimate) 180

(This number represents programs funded by the Ministry of Community and Social Services. The Ontario Association of Family Resource Programs estimates the total number of such programs in the province to be approximately 400.)

STANDARDS AND REGULATIONS

Regulated centres

Maximum centre size	Not specified
---------------------	---------------

Maximum staff/child ratios and group sizes

Age	Staff/child ratios	Max. group sizes
0-18 mos	3:10	10
18 mos-2 yrs	1:5	15
2-5 yrs	1:8	16
5-6 yrs	1:12	24
6-10 yrs	1:15	30

Staff qualification requirements

Centre supervisors must have a 2 year diploma in early childhood education from an approved College of Applied Arts and Technology (CAAT) or the equivalent, and at least 2 years experience working in a day nursery with children who are of the same age and developmental level as the children in the day nursery where the supervisor is employed. A Ministry Director has the authority to waive the educational requirements for directors and other staff in a specific program.

One staff person with each group of children must have a 2 year early childhood education diploma (CAAT) or equivalent.

A resource teacher must hold a diploma in early childhood education or academic equivalent and have completed a post-secondary school program related to the needs of children with special needs. If working with children with multiple disabilities, the resource teacher must also have a current standard certificate in first-aid. There are no training or experience requirements for staff other than resource teachers who are working with children who have special needs.

Parent involvement

Each centre and private home day care agency must have a written statement regarding parent involvement. The type of parental involvement is not specified.

Licensing, monitoring and enforcement

Ministry Program Advisors based in Regional Offices license, monitor and enforce the *Day Nurseries Act* and its *Regulations*. The Program Advisors are not required to have training in early childhood education. The annual license renewal process includes an inspection of the child care facility to ensure com-

pliance with the regulatory standards. Unannounced drop-in visits are also conducted. Non-compliance with the legislation which does not pose an immediate threat to the children's well-being may result in a provisional license with a time-frame in which the operator is required to correct the non-compliance. Repeated non-compliance of a serious nature or non-compliance which poses a likely danger to the children may result in a refusal to renew or a revocation of the license. However, the Director of Child Care must give notice of intent to close the centre to the operator who then has the right to appeal to the Child and Family Services Review Board. The legislation provides the authority for immediate closure in the situation of immediate danger to the children's well-being.

Regulated family day care

In Ontario, family day care has historically been referred to as "private home day care," and is referred to in this way in provincial legislation. The term "home child care" is commonly used.

Regulation

The province licenses private home day care agencies which then enter into agreements with caregivers to provide child care, and provide supervision as specified in the regulations.

Maximum capacity

Care for up to five children from 0-12 years. Not more than two of the children may be under 2 years, and not more than three of the children may be under 3 years, including the caregiver's own children under 6 years. Not more than two may be children with special needs. Only one child with special needs may be cared for if there is one other child under 2 years of age, or two children over 2 years of age.

Provider qualification requirements

There are no caregiver training qualifications specified in provincial regulations. Regulation requires caregivers to be older than 18 years, and, if working with children with special needs, to hold a standard first-aid certificate. Many agencies provide training for caregivers. Caregivers are supervised by agency staff called home visitors. Home visitors are required to have completed a post-secondary program in child development or family studies, and to have at least 2 years experience working with children who are the same age and developmental levels as the children cared for by the agency where the person is employed.

Licensing, monitoring and enforcement

The home visitor is required to conduct quarterly in-home supervisory visits. The agency is responsible for ensuring that legislated requirements are met.

FUNDING

Child care fee subsidy program (for regulated child care)

Fee assistance is paid directly to non-profit and for-profit service providers on behalf of eligible parents. In Ontario, municipal fee subsidy managers, approved corporations and Native Bands administer the fee subsidy program. Fee subsidy management is currently in transition. By January 2000, 47 Consolidated Municipal Service Managers (which in most cases are the municipalities) and Native Bands will administer fee subsidies. Municipalities are responsible for 20% of the approved cost of fee subsidies.

Eligibility is determined by a provincially-determined parameters needs test with income being only one of a number of items considered. Each municipality can determine the rates within a range, a situation which creates considerable variation across the province. There are no province-wide maximum income levels for full or partial fee subsidies.

The province does not set maximum subsidy levels per child. The maximum subsidy/child/day varies across the province due to actual cost of service, which varies by type and geographical region, and is at the discretion of municipalities.

There is no provincial minimum user fee.

The provincial government permits subsidization up to the full cost of the program. However, in practice, municipalities set maximum subsidy rates.

Municipalities may allocate a specified number of subsidized spaces to particular programs or may allow them to float.

There is a province-wide cap on the total subsidy budget rather than on the number of subsidized spaces available. Lengthy waiting lists of eligible parents exist in some communities but some communities do not maintain waiting lists.

Fee subsidies for all children including those with special needs are determined on the basis of 80% contribution by the provincial government and 20% contribution by municipalities. In 1998, municipalities could include the 20% they collect from subsidized parents as part of their 20% contribution. Special needs resourcing is split 80/20 between the province and municipalities. The province does not require that parents of children with special needs be needs or income tested for fee subsidy eligibility but some municipalities have imposed a needs test.

Average net income of families receiving child care subsidies

Information not available

Average percentage of centre revenue from fee subsidies 34.1%**Provincial allocations for regulated child care (1998)**

Regular fee subsidy	\$324,000,000
Recurring funding	
Wage grants	134,000,000
Special needs resourcing	49,000,000
One-time funding	
Capital funding	n/a
(Less non-tax revenues from municipalities)	
	-\$36,500,000
Total provincial funding for regulated child care	\$470,500,000

Other

Resource centres	22,000,000
Employment programs/ Ontario Works child care*	65,000,000

*Note: Ontario Works child care includes funding for both regulated and unregulated child care. A breakdown of these expenditures is not available.

Municipal cost-sharing (1998 estimate) \$115,000,000
(in addition to provincial expenditure)**Average percentage of centre revenue from government grants** 16.6%**Annual regulated child care allocation for each child 0-12 years (1998)** \$238.40
(estimate based on total provincial expenditures)**Federal funding: Entitlements on child care expenditures (1998)**No longer available.
(See FEDERAL ROLE for more information)**Salaries (1998)****Mean gross hourly wage for child care staff (full- and part-time staff combined)****Centres**

Assistant Teachers	\$10.60
Teachers	13.48
Teacher Directors	17.48
Administrative Directors	22.00

Family day care

Information not available

Average percentage of centre budget spent on wages and benefits 88.2%**Fees (1998)****Median monthly parent fees for full-time care****Centres**

Infants (Age 0-17 mos)	\$783
Toddlers (Age 18 mos- 3 yrs.)	603
Preschool (Age 3- 5.11 yrs)	541
School-age	Information not available

Average daily fee in family day care

Age three	\$20.47
-----------	---------

Average percentage of centre revenue from parent fees 46.9%**ADMINISTRATION**

The Ministry of Community and Social Services is responsible for developing policy and legislation, coordinating planning, licensing programs, ensuring compliance with the regulations, and administering funding, on a cost-shared basis with municipalities.

The Ministry of Community and Social Services is a decentralized ministry. Licensing and monitoring of programs is the responsibility of ten Regional Offices. The Child Care Branch is responsible for policy and legislation development.

MUNICIPAL ROLE

Responsibility for managing the delivery of child care is being transferred to 47 Consolidated Municipal Delivery Agents. (See RECENT DEVELOPMENTS). Municipalities also operate services.

CHILD CARE PLANNING AND DEVELOPMENT

Consolidated Municipal Delivery Agents are to develop local service plans, including service targets and levels, according to provincial guidelines on local service planning. Regional Offices will approve the plans which are to take effect January 1, 2000.

RELATED SERVICES

Kindergarten (Ministry of Education)

Enrollment 1996-97	245,855
Average expenditure per student K-gr. 13 (1996)	\$7,133

Ontario has part-time kindergarten for 5-year-olds and most 4-year-olds.

Community Action Program for Children - CAPC (Health Canada) (1998)

Total number of CAPC projects	81
Number of these projects defined by CAPC as child development/preschool programs	75

Aboriginal Head Start (Health Canada) (1998)

Number of programs off-reserve	10
--------------------------------	----

In 1998, Aboriginal Head Start was expanded to include services for on-reserve as well as off-reserve communities.

Other

In December 1998, the Province introduced the Ontario Child Care Supplement for Working Families. It provides payments to low- and modest-income families with children under 7 years of age, to parents who are working or studying, or to two-parent families with one stay-at-home parent. In 1996, the Ontario Works program was introduced. \$65 million was allocated for child care costs of Ontario Works participants. Child care fee assistance may be provided up to the actual cost of licensed care, or up to pre-established ceilings for informal care. Ontario Works is cost-shared on an 80/20 basis with municipalities.

Learning Earning and Parenting (LEAP) was announced in March 1999 and is to be implemented across the province by Ontario Works Delivery Agents by December 31, 1999. It is a targeted strategy of Ontario Works and is mandatory for teen parents on social assistance. The program includes high school, parenting courses, home visiting, peer mentoring, career counselling and job preparation.

HISTORY OF CHILD CARE IN ONTARIO

1881 Establishment of The Creche in Toronto (now Victoria Day Care Services).

1926 Establishment of the University of Toronto's Institute of Child Study and its laboratory school, St. George's Nursery, to train nursery school teachers.

1942 Ontario was one of two provinces to sign the Dominion-Provincial War Time Agreement with the federal government enabling 50% cost-sharing for nurseries for children whose mothers were employed in essential war industries. The Day Nurseries Branch was established to administer funding and support the development of new nurseries.

1945 Twenty-eight day nurseries in Ontario serviced 900 preschool children in 44 "school units" which served approximately 2,500 children. At the end of the War, federal funding was withdrawn and the province threatened to close all centres.

1946 The Day Nursery and Day Care Parents' Association in Toronto successfully lobbied to keep the day nurseries open.

The *Day Nurseries Act* was passed, providing provincial funds to cover 50% of net operating costs of child care programs and a system of licensing and regular inspection for centres.

1950 The Nursery Education Association of Ontario (now the Association of Early Childhood Educators, Ontario) was established.

1966 The introduction of the federal *Canada Assistance Plan* resulted in the provision of fee subsidies in Ontario for low-income families.

1974 Ontario's first major policy statement on child care called it a welfare service for those in social/financial need.

The Day Care Reform Action Alliance successfully fought the "Birch Proposals", the provincial government's proposed reduction in staff/child ratios and other standards to reduce costs.

1978 The Day Nurseries Act was amended to require licensing of private home day care agencies. The Regulation was amended in 1984 to provide requirements for private home day care.

1980 The Ontario Coalition for Better Day Care (later Child Care) formed to advocate for public funding for universally accessible, high quality, non-profit child care.

1987 In *New Directions for Day Care*, government policy promised a “comprehensive policy that recognizes child care as a basic public service, not a welfare service”. A 3 year plan to provide additional funds to expand non-profit child care programs was announced.

1991 The provincial government made two announcements that reflected its intention to establish growth in the non-profit sector: a Wage Enhancement Grant for workers in non-profit care as a “down payment” on pay equity, and a strategy to encourage commercial programs to convert to non-profit status.

1992 The provincial government released *Child Care Reform in Ontario: Setting the Stage*, which stated four basic principles as the basis for child care reform: quality, affordability, accessibility, and sound management. The consultation paper promised dramatic reform of child care in Ontario with the goal of making high quality child care accessible to every family. New legislation was to be developed by the end of 1994.

The provincial government also released the *Ontario Child Care Management Framework*, establishing a context for the development of new programs and changes to existing programs.

School boards were granted eligibility to hold licenses to operate child care programs. As part of the Jobs Ontario Training Fund, 8,200 child care subsidies, fully funded by the province, were targeted to assist unemployed parents looking for work or participating in job training programs.

1994 The report of The Royal Commission on Learning recommended introduction of early childhood education programs for all 3-, 4- and 5-year-olds.

1995 The provincial government announced a major pilot project, The Early Years Program, the first step toward a “seamless day” for 4- and 5 year-olds. School boards were asked to submit proposals for pilot status.

In June, the Harris (Progressive Conservative) government was elected. Their platform, the Common Sense Revolution, promised to change the directions in child care made during the two previous (Liberal and NDP) governments.

Before the end of 1995, the following changes were made:

- Jobs Ontario subsidies (fully-funded by the province) reverted to 80-20% provincial-municipal cost-sharing;
- the proxy fund for pay equity for staff in non-profit child care centres was capped;
- the Program Development Fund (start-up and minor capital) was eliminated;
- major capital funding was cancelled;
- funding that supported inclusion of child care facilities in new school sites was cancelled;
- the Conversion (to non-profit) Program was cancelled;
- the Early Years Program (to pilot a 'seamless day' for 4-and 5-year-olds) was cancelled; and
- the policy limiting new subsidies to non-profit programs was reversed.

1996 The proxy mechanism that allowed child care staff to benefit from *The Pay Equity Act* was eliminated.

A review of the child care program was conducted by the Ministry of Community and Social Services. The Ministry produced *Improving Child Care in Ontario* in September 1996. Its proposals included:

- reduction of Wage Subsidy for staff in non-profit centres and resource centres;
- minor capital (50/50 cost-shared) which included for-profit child care for the first time;
- less frequent monitoring;
- an increase in the preschool staff/child ratio;
- an increase in the number of school-aged children permitted in regulated family day care;
- a change in cost-sharing for special needs children; and
- introduction of user fees in resource centres.

Note: with the exception of changes from an 87/13 to 80/20 cost-sharing for children with special needs, none of the above proposals were implemented.

RECENT DEVELOPMENTS

The proxy mechanism that allowed child care staff to benefit from *The Pay Equity Act*, which was eliminated in 1996 was reinstated following a court challenge by the Equal Pay Coalition. Retroactive payments were made to eligible child care programs as a lump sum pay equity adjustment sent out in early 1999. Ongoing funding has been committed. Currently, pay equity funding from the provincial government is available to the licensed non-profit sector. For-profit operators are responsible for making pay equity adjustments for their employees.

In 1998, the government made amendments to *The Day Nurseries Act* through *The Services Improvement Act*. Responsibility for managing the delivery of child care services is being transferred to 47 Consolidated Municipal Service Managers (CMSCs) which are municipalities in most cases. All municipalities will be required to fund 20% of the cost of fee subsidies, wage subsidies, resource centres and special needs resourcing. Previously, 20% of municipal funding had been discretionary and was limited to fee subsidies with the provincial government paying for 100% of the other items.

The first six CMSCs were designated to deliver child care effective April 1, 1999. All transfers are to be completed by January 1, 2000. The government has also announced its intent to transfer licensing to the CMSCs. However, the authority for licensing was not included in *The Services Improvement Act*, and no date for transfer has been set. The Ministry is collaborating with municipalities to develop an information system for local program delivery and for centralized performance-related data collection.

A Workplace Tax Incentive was introduced in 1998 to encourage businesses in building and renovating on-site and community-based child care facilities. Corporations may receive a tax deduction of 30% of qualifying expenditures, and unincorporated businesses may receive a 5% refundable tax credit.

Many child care and family resource centres are located in schools across Ontario*. A new funding formula for Ontario education, introduced in March 1998, is expected to have a profound effect on the security and tenure of these early childhood services. The funding formula means that school boards will experience shortfalls leading to new rent and other charges for early childhood services as well as withdrawal of school board support for services considered not to be "education" as defined by *The Education Act*. The shortfalls, calculated to be massive in some boards, mean that schools will be closed and consolidated. This will mean that early childhood programs in closed schools will be lost and that early childhood programs in schools remaining open will be lost as their space is needed to accommodate children whose schools have closed.

In April 1999, the *Report of the Early Years Study*, commissioned by the provincial government and led by Dr. Fraser Mustard and the Hon. Margaret McCain, was released. It concluded that the development in the first 6 years of a child's life sets the foundation for lifelong learning, behaviour and health.

*Accurate statistics are not available but it is estimated that as many as one third to one half of Ontario child care centres are located in school space. Previous provincial governments pursued a policy, introduced in the late 1980s and ended in 1995, of locating child care centres in all new schools. (See HISTORY.)

It recommends the establishment of Early Childhood Development and Parenting Centres that are *accessible, affordable and optional for all children and families in Ontario from conception to entry into Grade 1 in the school system*. It further recommends that these become available for all children within 5 years, by 2004. The government has said that it will act on the report, and that a task force will be set up in 1999.

KEY PROVINCIAL CHILD CARE ORGANIZATIONS

Ontario Coalition for Better Child Care
500A Bloor Street West, 2nd floor
Toronto, Ontario M5S 1Y8
Telephone: (416) 538-0628
Facsimile: (416) 538-6737

Association for Early Childhood Education, Ontario
40 Orchard View Blvd., Suite 211
Toronto, Ontario M4R 2G1
Telephone: (416) 487-3157
Facsimile: (416) 487-3758

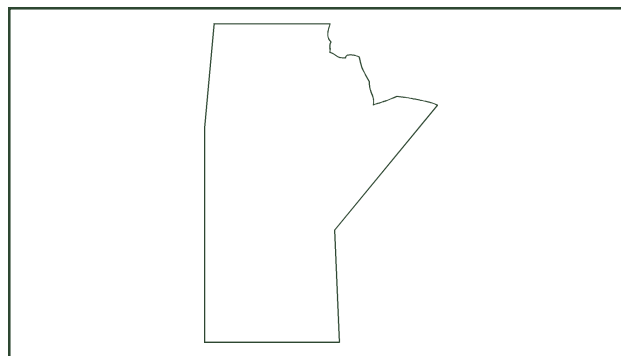
Home Child Care Association of Ontario
c/o Network Child Care Services
756 Ossington Avenue
Toronto, Ontario M6G 3T9
Telephone: (416) 233-1506 or (416) 530-0280
Facsimile: (416) 530-1924

School Age Care Association of Ontario
P.O. Box 31087,
King Street East
Oshawa, Ontario L1H 8N9

Ontario Association of Family Resource Programs
20913 Leslie Street
R.R. #1
Queensville, Ontario L0G 1R0
Telephone: (905) 478-2422
Facsimile: (905) 478-1944

Association of Day Care Operators of Ontario
Administrative Office
331 Dufferin Avenue
Belleville, Ontario K8N 3X6
Telephone: (705) 733-2052 or (1-800) 567-7075
Facsimile: (1-800) 567-7075

MANITOBA



LEGISLATION

Manitoba. Legislative Assembly. *The Community Child Day Care Standards Act*, 1983 as amended in 1986.

Manitoba. Legislative Assembly. *Manitoba Child Day Care Regulations*, 23/87, 62/86, and 148/83 as amended to Chapter C-158. 1986.

PROVINCIAL OFFICIAL RESPONSIBLE FOR CHILD CARE

Kathy Reid, Director
Manitoba Family Services and Housing
Child Day Care
102-114 Garry Street
Winnipeg, Manitoba R3C 1G1
Telephone: (204) 945-2668
Facsimile: (204) 948-2143

CHILD CARE SERVICES

Unregulated child care

Maximum number of children permitted	4
--------------------------------------	---

No more than two children may be under 2 years. Figure includes the caregiver's own children under 12 years.

Regulated child care

Day care centres

Full-day centre-based services for at least five children under 6 years, or no more than three children under 2 years, for more than 4 continuous hours/day, 3 or more days/week.

Nursery schools

Part-time programs for more than three infants or more than five preschoolers, no more than three are infants, 4 or less hours/day, less than 3 days/week.

School-age child care centres

Services outside school hours for more than eight children 6-12 years and may include children attending kindergarten. Services may be exempt from licensing by Child Day Care.

Family day care homes

Care in a private home for a maximum of eight children under 12 years (including the providers' own children under 12 years). Not more than five children may be under 6 years, and not more than three children may be under 2 years.

Group family day care homes

Care in a private home by two caregivers for a maximum of 12 children (including the providers' own children under 12 years). Not more than three of the children may be under 2 years.

Occasional day care centres

Care on a casual basis for more than three infants, or more than five preschoolers of whom not more than three are infants, or more than eight children of whom not more than five are preschoolers and not more than three are infants.

CHILDREN WITH SPECIAL NEEDS

Manitoba has no written policy on children with special needs. The Children with Disabilities Program integrates children with special needs into mainstream child care. Support is available to non-profit day care centres, nursery schools and family and group day care homes. There may be waiting lists for care. Staffing grants are the main grant support at facilities caring for children with special needs. There are no special training requirements for staff working with children with disabilities.

ABORIGINAL CHILD CARE

Manitoba does not license or fund child care programs on-reserve. The Child Day Care Branch assists facilities on-reserve to meet licensing requirements. Approximately 60 new child care centres have been established in First Nations communities under the federal government's First Nations/Inuit Child Care Initiative. A First Nations ECE training program has been developed in Opaskawayak-Keewatin Community College. A certificate program in Aboriginal child care is offered through Red River Community College.

PROVINCIAL CONTEXT¹

Number of children 0-12 yrs (1998 rounded estimate)		Children 0-12 yrs with mothers in the paid labour force (1998 rounded estimate)	
0-2	42,000	0-2	24,000
3-5	45,400	3-5	30,000
6-12	108,400	6-12	79,000
Total 0-12	195,700	Total 0-12	132,000

Children 0-14 yrs identifying with an aboriginal group (1996)			
	North American Indian	Métis	Inuit
0-4 yrs	14,140	6,135	80
5-9 yrs	13,085	5,505	80
10-14	10,930	4,890	35

Children 0-14 yrs with disabilities residing at home (1991, estimated) ²			
	0-4yrs	5-9yrs	10-14yrs
Use of technical aid	685	480	687
Speech difficulty	1,458	1,618	830
Developmental handicap	480	700	780

Workforce participation of mothers by age of youngest child (1998 rounded estimate)		
Age of youngest child	No. of mothers	Participation rate (%)
0-2	21,000	62
3-5	19,000	76
6-15	53,000	83

Family-related leave³

Maternity leave

17 weeks leave available to the natural mother only.

Parental leave

The mother and the father are **each** entitled to 17 weeks leave. Available to natural and adoptive parents.

Births and EI maternity claims (1997)

Number of initial maternity claims allowed - 5,180.

Number of births - 14,655.

¹ - See EXPLANATORY NOTES for data sources and information important for interpretation of data

² - Current data not available See EXPLANATORY NOTES for more information.

³ - Provincial leaves are unpaid; the federal government pays for some portions under Employment Insurance. (See FEDERAL ROLE.

SPACE STATISTICS

Number of regulated child care spaces (1998)		
Centre-based	Full-day	Part-time
	Infants/toddler	1,006
Preschool	7,913	4,161
School-age	—	3,897
Family day care		3,489
Total regulated spaces		20,490
Children with special needs in regulated child care (1998)		600
Children receiving subsidies (1998)		8,957
Percentage of children in regulated child care receiving subsidies		44%
Sponsorship of full-time regulated centre spaces (1998)**		
Non-profit		7,752
For-profit		1,167

* This represents children under 2 years who may be attending a program licensed as a nursery school.
 ** More than 95% of regulated part-time programs are non-profit.

STANDARDS AND REGULATIONS

Regulated centres

Maximum centre size	70 spaces
Maximum room size	Two groups of children

Maximum staff/child ratios and group sizes		
Age	Staff/child ratios	Max. group sizes
Mixed age groups		
12 wks-2 yrs	1:4	8
2-6 yrs	1:8	16
6-12 yrs	1:15	30
Separate age groups		
12 wks - 1 yr	1:3	6
1-2 yrs	1:4	8
2-3 yrs	1:6	12
3-4 yrs	1:8	16
4-5 yrs	1:9	18
5-6 yrs	1:10	20
6-12 yrs	1:15	30
Nursery School		
12 wks -2 yrs	1:4	8
2-6 yrs	1:10	20

Group sizes and staff:child ratios for occasional day care centres are consistent with full-day preschool and school-age day care centres.

Staff qualification requirements

Manitoba has the following three qualification levels:

- Early Childhood Educator (ECE) III: An approved ECE III program and a recognized certificate program; or an approved degree program from a recognized university.
- Early Childhood Educator (ECE) II: An approved diploma in child care services from a recognized community college or satisfactory completion of the Child Day Care Competency-based Assessment (CBA) Program.
- Child Care Assistant (CCA): Not eligible on the basis of educational requirements for classification at the ECE II or III level; employed in a day care centre.

All staff must be 18 years of age and have completed a first-aid course that includes CPR training relevant to the age group. Two-thirds of a full-time centre's pre-school staff must be classified as ECE II or III and one half of staff employed in school-age centres and nursery schools must be classified as ECE II or III. A director in a full-time preschool centre must be classified as an ECE III and have 1 year's experience working with children in child care or in a related field. A director in a school-age centre or nursery school must be classified as an ECE II and have 1 year's experience in child care or in a related setting.

Parent involvement

All licensed non-profit centres are required to have boards of directors where parents constitute a minimum of 20% of the board members. For-profit programs are required to have parent advisory committees.

Licensing, monitoring and enforcement

Twenty-five provincial Day Care Centre Coordinators conduct a minimum of three monitoring visits of each centre each year, one of which is a re-licensing visit. A fourth contact with the facility during the year is also required.

Provisional licenses may be issued if the facility does not meet all of the requirements of the regulations, if the facility is not hazardous to the health, safety and well-being of the children, or if time is required to bring the centre into compliance.

A licensing order may be issued when a severe violation of the *Act* or *Regulations* occurs. The order requires immediate correction of the areas listed, and is posted in the centre. Failure to comply may result in suspension or revocation of the license.

A license may be revoked if there is continued non-compliance with licensing requirements and the facility is deemed hazardous to the health, safety and well-being of the children.

Regulated family day care

Regulation

Individually licensed

Maximum capacity

Family day care homes (one caregiver)

Eight children under 12 years (including the provider's own children under 12 years). No more than five children may be under 6 years, and not more than three children may be under 2 years.

Group day care homes (two caregivers)

Twelve children under 12 years (including the provider's own children under 12 years). No more than three children may be under 2 years.

Provider qualification requirements

There are no training requirements for regulated family day care providers. However, if a provider is classified as an ECE II or III, she/he may charge a higher fee which is equivalent to the fees charged in day care centres. Providers must be at least 18 years of age and have a valid first-aid certificate that includes CPR training relevant to the age group being cared for. Family day care providers are assessed by Child Day Care for their suitability to provide care based on recognized family day care standards.

Licensing, monitoring and enforcement

When an individual applies for a license, provincial Day Care Centre Coordinators complete safety inspection reports of the applicant's home. Three drop-in visits per year and one scheduled re-licensing visit per year are conducted.

FUNDING

Child care fee subsidy program

Fee assistance is paid directly to service providers on behalf of eligible parents. Eligibility for fee subsidies is determined by an income test.

	Eligibility for fee subsidy (net income, 1998)	
	Turning point	Break-even point
1 parent, 1 child	\$13,787	\$24,369
2 parents, 2 children	18,895	40,059

The turning point is the income level up to which full subsidy is available. Partial subsidy is available up to the break-even point at which income subsidy ceases.

There is a maximum subsidy of \$4,160/child/year for full-day preschool children. Centres and family day care homes can surcharge subsidized parents higher than the maximum subsidy rate up to \$2.40/day/child. Both non-profit and for-profit centres may enrol children receiving subsidies. Costs related to subsidized child care, in excess of \$1.40/per child/day are paid on behalf of income assistance recipients, by the Employment and Income Assistance Division of Family Services, up to an additional \$1.00/day.

Subsidy rates are \$2.40/day/space less than the maximum daily fee. Programs that provide extended hour care may receive one and a half times the regular subsidy rates for children receiving this type of care.

Parents who qualify for subsidy and show demonstrated need for care may receive subsidy for care provided in a nursery school. Maximum subsidy for nursery school is \$8/day. Child care centres receiving provincial operating grants are required to enroll children receiving subsidies according to demand within the parameters of the subsidy program.

Average percentage of centre revenue from fee subsidies **40.3%**

Public funding for regulated child care (1998)

Non-profit child care facilities are eligible to receive an annual per space operating grant, staffing grants on behalf of children with disabilities, and start-up grants. For-profit child care programs are not eligible to receive grant funding; however, those licensed prior to April 18, 1991 are eligible to receive a guaranteed payment on behalf of subsidized children of up to 25% of their licensed spaces.

Maximum annual operating grants per licensed space:

	Infants	Preschool	School-age
Fully-funded day care centres	\$1,804	\$1,220	\$780
Partially-funded day care centres	n/a	n/a	390
Fully-funded day care homes	584	199	199
Fully-funded group day care homes	292	199	199

Fully-funded nursery schools that operate from one to five sessions per week are eligible for \$83/space/year; fully-funded nursery schools that operate from 6 to 10 sessions per week are eligible for \$166/space/year.

Average percentage of centre revenue from government grants **21.6%**

Provincial allocations for regulated child care (1998)

Fee subsidy	\$27,565,700
Recurring funding	
Operating grants	11,818,300
Special needs grants	3,229,400
Other funding (Transportation, communications, supplies and services, capital and other operating costs)	2,575,900
Total	\$45,189,300

Annual regulated child care allocation for each child 0-12 years (1998) **\$230.91**
(estimate based on total provincial expenditures)

Federal funding: Entitlements on child care expenditures No longer available
(See FEDERAL ROLE for more information.)

Salaries (1998)

Mean gross hourly wage for child care staff (full- and part-time combined)

Centres	
Assistant Teachers	\$8.37
Teachers	9.49
Teacher Directors	13.83
Administrative Directors	17.34

Family day care

Information not available

Average percentage of centre budget spent on wages and benefits **91.3%**

Fees (1998)

The provincial government sets maximum fees for all children (subsidized or full fee) in funded centre-based and family day care programs.

Median monthly parent fees for full-time care

Centres	
Infants (Age 0-17 mos)	\$573
Toddlers (Age 18 mos- 3 yrs)	383
Preschool (Age 3 years - 5.11 yrs)	368
School-age	Information not available

Family day care

Information not available

Average percentage of centre revenues from parent fees **33.9%**

Maximum monthly fees (set by provincial government)

	Centres	Family day care
Infants	\$549	\$400
Preschool	368	322
School-age	242	242

Unfunded centres may charge what they wish for their services.

ADMINISTRATION

The Child Day Care Branch, Department of Family Services, is responsible for licensing group and family child care under the *Act*, and providing fee subsidies and operating funding to eligible centres and homes. The Winnipeg office and eight regional offices are responsible for monitoring and licensing programs.

MUNICIPAL ROLE

There is no legislated municipal role for the delivery or operation of child care.

CHILD CARE PLANNING AND DEVELOPMENT

There is no provincial plan for the development of child care which would target levels of service. The Children and Youth Secretariat, along with other government departments and community partners, is coordinating a number of programs and strategies to address the needs of children and families.

RELATED SERVICES

Kindergarten (Ministry of Education)

Enrollment 1996-97:	21,071
Average expenditure per student K-gr.12 (1996)	\$6,786

Community Action Program for Children - CAPC (Health Canada) (1998)

Total number of CAPC projects	18
Number of these projects defined by CAPC as child development/preschool programs	12

Aboriginal Head Start (Health Canada) (1998)

Number of programs off-reserve	17
--------------------------------	----

In 1998, Aboriginal Head Start was expanded to include services for on-reserve as well as off-reserve communities.

Other

Winnipeg School Division #1 offers half-day programs for 4-year-olds, which are referred to as nurseries but not licensed as nursery schools.

Staffing includes a teacher and sometimes an assistant, with an average class size of 20. Since funding for the nursery program comes from the school district with no funding from the province, the program is often under review.

Children attending the nursery program who are identified as likely to need intervention services cannot be referred to these until they have reached kindergarten; however, 4-year-old children in licensed nursery schools/child care programs are often referred for assessment/intervention by the program.

Taking Charge, administered by the Employment and Income Assistance Division of Manitoba Family Services, uses a storefront approach to provide coordinated services to single parents receiving income assistance. It includes temporary drop-in child care literacy upgrading and transition to employment.

The Children and Youth Secretariat recently began *Children First: Early Start*, an early intervention program for children 2-5 years aimed at increasing school readiness and decreasing the need for specialized education, health and social service interventions in the future. Designed to support the emotional, social, intellectual, mental and physical development of children. All sites are licensed non-profit child care centres. Key program elements include:

- providing outreach to parents, including home visits;
- ensuring active parental involvement in the program;
- child development activities at least two years before school starts;
- helping children and their families access health, education and social services within their community; and
- providing health and nutrition information, and links to other health supports.

There are four comprehensive research sites, two funded by the province and two funded by CAPC. An evaluation and research component is used to monitor success of the program.

HISTORY OF CHILD CARE IN MANITOBA

1901 Day Nursery Centre established in Winnipeg by the Mothers' Association.

1971 Red River Community College initiated a 2 year Child Care Services diploma program.

1974 Provincial Child Day Care Program was established in the Department of Health and Social Development. It provided start-up and operating grants to non-profit centres and family day care homes and subsidies for eligible low-income families.

Manitoba Child Care Association was formed to represent child care workers, boards of directors, parents and child care advocates.

1982 *The Community Child Day Care Standards Act*, including provision for uniform licencing standards, staff qualifications and criteria for governance and board accountability, was passed.

1986 Government introduced salary enhancement grants to eligible non-profit centres.

1988 Appointment of Child Care Task Force.

1989 Task Force Report made recommendations for improvement in child care.

Child care workers held a one-day strike of protesting inadequate salaries.

1991 The government restructured funding, consolidating grants into one operating grant. This had the effect of reducing salary enhancement, redistributing nursery school grants, increasing eligibility level for partial subsidy and providing a daily payment to existing commercial centres on behalf of subsidized children in up to 25% of spaces. Parent fees increased by 18%.

1992 Licensing of new child care spaces was temporarily frozen, then allowed to resume after several months.

The report of the Working Group on Francophone Day Care was published. It provided recommendations regarding content, implementation guidelines, and resource requirements for francophone day care services.

1993 The total number of subsidies was capped at 9,600. The licensing of new child care spaces was frozen for a period of time; and the new Acknowledgement Form was introduced and became a requirement of licensing for those facilities willing to operate without grants or subsidies. Parents who received subsidy were required to pay an additional \$1.40 per day per child. The "seeking employment" provision of subsidy was reduced from 8 weeks to 2 weeks.

Operating grants to child care centres were reduced by 4% and to nursery schools by 50%. The difference between prior and present levels of government funding was to be made up through parent fees. The annual operating grants to the Manitoba Child Care Association and the Family Day Care Association were eliminated.

1994 The number of allowable days a child could be absent from child care and still be fully subsidized (allowable absent days) was reduced from 25% or 65 days to 15% or 39 days per calendar year.

1995 The Acknowledgment Form was eliminated as a condition of licensing for family day care homes.

1996 The Child Day Care Fact Finding Mission consisting of facility tours and public meetings was undertaken with the aim of simplifying and streamlining the existing child care system and providing more flexible support for working parents.

RECENT DEVELOPMENTS

Beginning in 1997, a series of administrative changes were made to the subsidy program including introduction of a new parent application form. Subsidized spaces were frozen at 8,600, the utilization at that time. \$4,060,500 of unexpended resources was cut from the Child Day Care budget, reducing it by 8.6 percent. Approximately 400 subsidized spaces were designated for use of income assistance clients either in the workforce or in approved training initiatives. Other changes included elimination of the Acknowledgment Form (see HISTORY section) for child care centres. A single funding rate was established for all eligible infant and preschool spaces in centres and homes. "Full funding" (see FUNDING) was extended to approximately 2,000 existing infant and preschool spaces that were either partially funded or unfunded. A Regulatory Review Committee was established to examine the existing regulations and provided recommendations for changes.

In 1998, several recommendations of the Regulatory Review Committee were incorporated into the budget announcement. An additional 1,000 subsidized spaces were provided and subsidy became "portable" (travels with the child to the facility of the parents' choice). Funding was provided for the development of new flexible child care arrangements.

The title of trained child care workers was officially changed to Early Childhood Educator (ECE). The classification of Child Care Worker I was collapsed into the Child Care Assistant category, leaving three levels of classification: Child Care Assistant (untrained) and ECE II and ECE III (trained).

As of 1998, family day care providers who are classified as ECE II or ECE III may charge a higher fee, consistent with the fee charged at child care centres.

As of June 1998, existing facilities may submit a plan for approval to establish a casual care fee to meet the needs of parents who only require care on a casual basis.

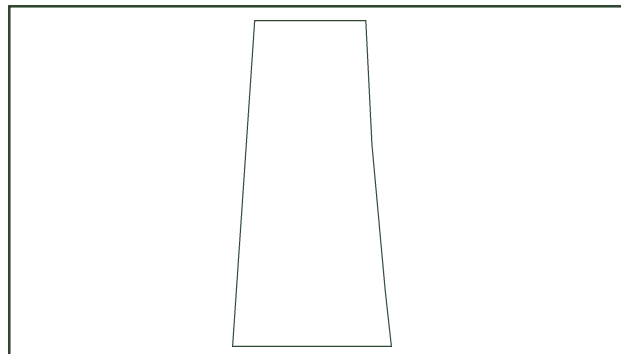
In 1998/99, \$15 million was allocated for early intervention and healthy development programs (not specifically child care) and for additional supports for children in low-income families. \$10 million of this allocation is from the reinvestment strategy under the National Child Benefit and \$5 million comes from provincial funds.

KEY PROVINCIAL CHILD CARE ORGANIZATIONS

Manitoba Child Care Association
364 McGregor Street
Winnipeg, Manitoba R2W 4X3
Telephone: (204) 586-8587
Facsimile: (204) 589-5613

Note: The Family Day Care Association of Manitoba and the Manitoba Child Care Association amalgamated in 1997/98 under the name Manitoba Child Care Association

SASKATCHEWAN



LEGISLATION

Saskatchewan. Legislative Assembly. *The Child Care Act. Bill 8, 1990.*

Saskatchewan. Legislative Assembly. *Child Care Regulations. 1990.*

PROVINCIAL OFFICIAL RESPONSIBLE FOR CHILD CARE

Deborah Bryck, Director
Department of Social Services
Child Day Care Division
1920 Broad Street
Regina, Saskatchewan S4P 3V6
Telephone: (306) 787-3855
Facsimile: (306) 787-2134

CHILD CARE SERVICES

Unregulated child care

Maximum number of children permitted	8
--------------------------------------	---

Figure includes the caregiver's own children under 13 years. Of the eight, five may be younger than 6 years; of these five, only two may be younger than 30 months.

Regulated child care

Child day care centres

Child day care centres provide care to children in group settings. Centres must have a license from the Child Day Care Division and may care for up to 90 children from 6 weeks to and including 12 years. Child day care centres include non-profit services (day care centres) which are governed by a parent board of directors and for-profit services (child care centres) which have parent advisory committees.

Part-time community-driven preschools and play-groups that operate less than 3 hours per day are not licensed.

School-age child care

School-age child care is care outside of school hours for children up to and including 12 years of age in a mixed-age centre, family child care home or in a program solely for school-age children.

Family child care homes

Family child care homes are operated by individuals in their principal place of residence. Whether licensed or not, a person providing services may care for up to eight children depending on the children's ages (five children younger than 6 years, of these five, only two may be younger than 30 months).

CHILDREN WITH SPECIAL NEEDS

The Child Development Program provides support to families, child care facilities and family day care homes to include children with varying abilities in child care programs. Monthly supervision grants of between \$200 and \$300/month/child are available to offset the costs of inclusion and equipment grants of \$600/year are also available for the purchase of specialized equipment. Funding is available to licensed family child care homes and non-profit child day care centres incorporated under *The Non-profit Corporation Act* or *The Co-operatives Act*.

ABORIGINAL CHILD CARE

Saskatchewan does not license child care programs on-reserve.

The First Nations/Inuit Child Care Initiative has resulted in the development of approximately 45 on-reserve child care centres.

Approximately 15% of all licensed child care programs not on-reserve have a strong aboriginal program component.

PROVINCIAL CONTEXT ¹

Number of children 0-12 yrs (1998 rounded estimate)		Children 0-12 yrs with mothers in the paid labour force (1998 rounded estimate)	
0-2	36,600	0-2	22,000
3-5	39,700	3-5	25,000
6-12	105,900	6-12	77,000
Total 0-12	182,200	Total 0-12	124,000

Children 0-14 yrs identifying with an aboriginal group (1996)			
	North American Indian	Métis	Inuit
0-4 yrs	14,325	4,365	90
5-9 yrs	13,710	3,985	40
10-14 yrs	11,585	3,715	30

Children 0-14 yrs with disabilities residing at home (1991, estimated) ²			
	0-4yrs	5-9yrs	10-14yrs
Use of technical aid	1,033	858	812
Speech difficulty	823	1,441	762
Developmental handicap	375	455	460

Workforce participation of mothers by age of youngest child (1998 rounded estimate)		
Age of youngest child	No. of mothers	Participation rate (%)
0-2	20,000	65
3-5	16,000	73
6-15	52,000	84

Family-related leave ³

Maternity leave

18 weeks leave available to the natural mother only.

Adoption leave

18 weeks leave. Available to primary caregiver only.

Parental leave

The mother and the father are **each** entitled to 12 weeks leave.

Births and EI maternity claims (1997)

Number of initial maternity claims allowed - 4,130.

Number of births - 12,860.

1 - See EXPLANATORY NOTES for data sources and information important for interpretation of the data.

2 - Current data not available. See EXPLANATORY NOTES for more information.

3 - Provincial leaves are unpaid; the federal government pays for some portions under Employment Insurance. (See FEDERAL ROLE.)

SPACE STATISTICS

Number of regulated child care spaces (1998)	
Centre-based spaces	
Infants	232
Toddlers	845
Preschool	2,893
School-age	919
Family day care	2,235
Total regulated spaces	7,124
Children with special needs in regulated child care (1998)	239
Children receiving subsidies (1998)	3,634
Percentage of children in regulated child care receiving subsidies	51%
Sponsorship of regulated full-time centre spaces (1998)	
Non-profit	4,815
Municipal	26*
For-profit	48
* A municipality acts as the board of one centre in the province.	

STANDARDS AND REGULATIONS

Regulated centres

Maximum centre size	90 spaces
---------------------	-----------

A centre with more than 6 infant spaces may only enrol infants and then only up to a maximum of 12.

Maximum staff/child ratios and group sizes		
Age	Staff/child ratios	Max. group sizes
Infants	1:3	6
Toddlers	1:5	10
Preschool (30 mos-6 yrs)	1:10	20
School-age (6-12 yrs)	1:15	30

Staff qualification requirements

Centre supervisor must have a 1 year certificate in child care or equivalent.

Every staff member must take a 130 hour child care orientation course or equivalent, provided through regional community colleges, unless the person has a 1 year certificate in child care or equivalent.

One staff member in each centre must have completed a first-aid course.

Parent involvement

Day care centres are administered by parent boards. In these programs, 51% of the board members must be parents who are using the program. Child care centres are required to have parent advisory committees.

Licensing, monitoring and enforcement

Thirteen provincial program consultants develop, license, monitor and consult with both centres and family child care homes and conduct two visits annually. A provincial program consultant is not required to have a background in early childhood education.

A facility may be issued a conditional license that stipulates the conditions necessary to ensure no risk, or to correct a compliance issue; conditions may be continued as long as necessary, and may be amended as required. If the unmet requirements cannot or have not been remedied, a provisional license can be issued as long as the health and safety of children is not at risk. If the non-compliance is not corrected within the specified period (to a maximum of 6 months) the license would be revoked. There is no appeal board or formal appeal mechanism, but the facility may appeal directly to the Minister of Social Services.

Regulated family day care

Regulation

Individually licensed.

Maximum capacity

Up to eight children (including the provider's own children under 13 years) between 6 weeks and 12 years. Of the eight children, only five may be younger than 6 years; of these five, only two may be younger than 30 months.

Provider qualification requirements

Must be 18 years old. An orientation session with a program consultant and first-aid training, plus two professional development workshops each licensing year are required.

Licensing, monitoring and enforcement

Program consultants conduct annual visits to renew licenses in addition to periodic drop-in visits throughout the year.

FUNDING

Child care fee subsidy program

Fee assistance is paid directly to service providers on behalf of eligible parents.

There is a two-step eligibility process. To be eligible for consideration, parents must be employed or seeking employment, attending school or a training program, receiving medical treatment, or have a child with special needs. If the parent meets one of these criteria, an income test is applied.

Although the number of subsidies is not capped, the total funds available for subsidies is limited.

Subsidies are available only to non-profit child day care centres or regulated family child care homes. The minimum user fee is 10% of the actual cost of care. Centres and regulated family child care homes may surcharge subsidized parents above the 10% minimum. The average cost to a subsidized parent above the subsidy (surcharge) is 30%-40% of the fee.

Eligibility for child care fee subsidy (gross income, 1998)

	Turning point	Break-even point
1 parent, 1 child	\$19,668	\$31,920
1 parent, 2 children	20,868	45,720

The turning point is the income level up to which full subsidy is available. Partial subsidy is available up to the break-even point at which income subsidy ceases. Saskatchewan uses gross income level to determine eligibility; other provinces use net income.

Maximum monthly subsidy by age of child (1998)

	Regulated centre	Regulated family child care homes
Infants	\$325	\$265
Toddlers	285	265
Preschool	235	235
School-age	200*	200*

*Increases to \$235/month for the summer months

Average percentage of centre revenue from fee subsidies 35%

Public funding for regulated care (1998)

One-time funding

Start-up grants

Centres	\$ 600/space
Family child care homes	200/home
Family child care homes (north)	300/home
School-age	360/space
Special needs equipment grants	\$50/month/child/yr

Recurring funding

Operating grants

Infants	\$40/space/month
Toddler	30/space/month
Preschool	35/space/month
School-age	20/space/month

Teen infant centre grants	\$425/infant space/month 350/toddler space/month
---------------------------	---

Wage grant	\$225/staff person/month
------------	--------------------------

Equipment grants

Family child care homes	\$50/space/year
Northern centres	100/space/year
Family daycare	400/space/year

Special needs funding

Special needs supervision grants are funds to assist centres and homes with costs associated with caring for a child with special needs.

Level I program	\$200/month
Level II program	250/month
Level III program	300/month

Average percentage of centre revenue from government grants 21.7%

Provincial allocations for regulated child care (1998)

Fee subsidy	\$9,900,959
One-time funding	
Start-up grant	68,200
Special needs equipment grant	16,890
Recurring funding	
Centre operating grant	1,454,238
Family child care home equipment grant	97,800
Northern equipment grant	30,200
Northern transportation grant	11,390
Child development grant	754,725
Teen/infant centre grant	747,712
Preschool support programs	465,950
One-time capital grant for upgrading	993,509
Other funding	1,204,323
Total	\$15,745,896

Annual child care allocation for each child 0-12 yrs (1998) \$86.42
(estimate based on provincial budget)

Federal funding: Entitlements on child care expenditures No longer available.
(See FEDERAL ROLE for more information)

Salaries (1998)

Mean gross hourly wage for child care staff (full- and part-time staff combined)

Centres

Assistant Teachers	\$8.45
Teachers	10.74
Teacher Directors	11.74
Administrative Directors	14.58

Family day care

Information not available

Average percentage of centre budget spent on wages and benefits 90.5%

Fees (1998)

Median monthly parent fees for full-time care

Centres

Infants (Age 0-17 mos)	Info. not available
Toddlers (Age 18 mos-3 yrs)	\$405
Preschool (Age 3-5.11 yrs)	380
School-age	Information not available

Average daily fee in family day care

Age three	\$17.40
-----------	---------

Average percentage of centre revenue from parent fees 38.3%

ADMINISTRATION

The Child Day Care Division in the Department of Social Services administers the legislation and is responsible for initiating new child care services, providing consultation, and developing standards and training. Monitoring, licensing, and consultation are provided regionally through two regional offices and five sub-offices.

MUNICIPAL ROLE

Saskatchewan legislation provides for child care centres administered by municipalities. As of 1998, one centre had been licensed under this provision.

CHILD CARE PLANNING AND DEVELOPMENT

A government-appointed Child Care Advisory Board advises on child care issues and may assist in the establishment of long-term program directions. There is neither a formal written government statement of principles for child care nor a provisional plan.

Currently, new non-profit or commercial centres and family child care homes apply to the province for a license to operate. If the regulations are met, a license is granted. Subsidies and grants are subject to approval and availability.

RELATED SERVICES

Kindergarten (Saskatchewan Education)

Enrollment 1996-97	16,536
Average expenditure per student K-gr.12 (1996)	\$5,740

Kindergarten is available to all 5-year-olds on a part-day basis. Some 3- and 4-year olds have access to a part-day preschool program operated by Saskatchewan Education in some high risk community schools.

In 1997, Saskatchewan Education introduced the part-day preschool program for 3- and 4-year-old children at-risk developed in partnership with boards of education and community groups.

Three- and 4-year-old children may attend the program which must be offered for a minimum of 12 hours per week. Children are referred by public health nurses, school board offices or Social Services. The family may also make a request because of inability to afford other options or the child may meet criteria for special education. The parents must make a commitment to participate in the program. Staff:child ratios are 1:8, with a group size of 16 (one teacher and one assistant). Schools are expected to develop a program based on the kindergarten curriculum and to collect data and information for evaluation purposes.

The goals of the program are:

- school and life success for children at risk;
- high quality programming;

- increased parenting effectiveness; and
- shared responsibility.

The early intervention activities focus on: fostering social development and self esteem, nurturing educational growth and school success, and promoting language development. Assessments will focus on the child, the learning environment and the teacher's practice. Developmental benchmarks for children 2 years to 6 years of age will be used.

Community Action Program for Children-CAPC (Health Canada) (1998)

Total number of CAPC projects	30
Number of these projects defined by CAPC as child development/preschool programs	7

Aboriginal Head Start (Health Canada)

Total number programs off -reserve	17
------------------------------------	----

In 1998, Aboriginal Head Start was expanded to include services for on-reserve as well as off-reserve communities

Other

In 1997, Saskatchewan Education and Saskatchewan Social Services released *La Loche and Prince Albert Preschool Support Pilot Projects: Year Three Report and Program Summary*. It describes the implementation and evaluation of two pilot projects established. The projects emphasize self-help, intellectual and social skill development. Medical care, such as immunizations and dental checkups were part of the program.

The report states that most children showed gains on observational checklists, particularly in areas of social and intellectual development, as well as improved health and easier transition to kindergarten. In addition, it notes that parents participated more in upgrading programs, and family function and parental self-esteem also improved.

After the pilot period ended, the programs were licensed as child care programs and were provided with full operational funding, as there were no other mechanisms or alternatives to maintain viability.

HISTORY OF CHILD CARE IN SASKATCHEWAN

1975 New child care regulations were passed under the authority of *The Family Services Act* describing eligibility, the process of licensing, standards of operation and available grants and subsidies. Family day care homes and child day care centres which were incorporated, non-profit and parent controlled could be licensed and were eligible for funding.

1980 An interdepartmental government report, *The Day Care Review*, identified affordability, availability, and quality as key issues.

Action Child Care, an advocacy group based in Saskatoon, was established.

1980's Very little expansion in services or funding. Growth of unlicensed centres.

1990 The *Child Care Act and Regulations* were proclaimed requiring licensing of all centres and establishing increased training requirements of 130 hours.

1992 The Minister of Social Services appointed a Child Care Advisory Board to advise on current child care issues and to assist in the establishment of long-time program directions. There are eight community participants representing provincial and national child care organizations.

The province introduced a tuition subsidy of one-third of the cost of the 130-hour required orientation course for child care staff.

A review of child care in Saskatchewan was completed resulting in the report *Breaking New Ground in Child Care*, which provides a framework for child care reform in Saskatchewan. The review identified these guiding principles for child care:

- 1) parents should be free to choose their preferred child care (licensed or unlicensed);
- 2) affordability should not be a barrier to choice, and;
- 3) child care should be community-based and provide responsive programming.

1993 Grants were introduced to encourage initiation of work-related child care centre. They will cover 50% of development and capital costs up to a total of \$10,000.

1995 A number of initiatives in response to the principles for reform identified in the child care review were introduced. An education campaign was introduced to assist parents in selecting and monitoring child care arrangements. Child care resource centres were established throughout the province. Subsidies for infants and toddlers were increased and new child development grant rates were established. Funds were also made available for the development of pilot projects in rural and northern Saskatchewan.

Differential subsidies by age group were introduced.

RECENT DEVELOPMENTS

In 1996, a child care wage enhancement was announced as part of Saskatchewan's *Action Plan for Children*. The grant goes to trained staff, and is based on required staff/child ratios. In 1996, the grant was \$75/staff/month. Both the 1998/99 fiscal years saw increases to this grant, which is now \$225/staff/month.

A child care review identified a need for flexible options for licensed child care for rural Saskatchewan. Extended family day care homes each accommodating a maximum of 12 children were piloted in rural communities. New regulations permitting this form of care were anticipated in the fall of 1999.

In 1997, a one-time capital grant program for renovations was announced.

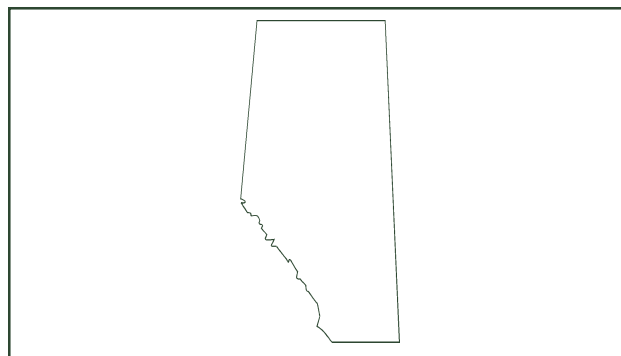
In 1997, Saskatchewan Education introduced a prevention and early intervention program for 3- and 4-year old children "at risk" developed in partnership with boards of education and community groups.

Development of aboriginal child care is continuing with the aim of a day care centre on each of Saskatchewan's 72 reserves if it is appropriate (most centres are quite small). Child Day Care is working with Aboriginal Head Start to integrate on-reserve child care and Head Start programs.

KEY PROVINCIAL CHILD CARE ORGANIZATIONS

Saskatchewan Child Care Association
510 Cynthia Street
Saskatoon SK S7L 7K7
Telephone: (306) 975-0875
Facsimile: (306) 975-0879

ALBERTA



LEGISLATION

Alberta. Legislative Assembly. *Social Care Facilities Licensing Act. Chapter S-14*, 1980. As amended, 1994.

Alberta. Legislative Assembly. *Alberta Day Care Regulation 333/90* as amended to Chapter S-14, 1980.

PROVINCIAL OFFICIAL RESPONSIBLE FOR CHILD CARE

Lynn Groves-Hautmann
Director, Day Care Programs
Alberta Family and Social Services
7th Street Plaza
10030 - 107th Street, 8th floor
Edmonton, Alberta T5J 3E4
Telephone: (780) 427-4477
Facsimile: (780) 427-1258

CHILD CARE SERVICES

Unregulated child care

Maximum number of children permitted 6

A maximum of three children may be under the age of 2 years. Figure includes the caregiver's own children under 12 years.

Out-of-school child care programs

Programs for children 6-12 years outside school hours. Out-of-school care is not regulated by the province but must conform to the *Social Care Facilities Licensing Act* which requires compliance with building, fire and zoning bylaws, as well as assurance that the care is "appropriate". Five municipalities have set regulations for school-age care and receive umbrella funding which they may use for school-age subsidies. In other locations, there is no subsidy available and regional staff work with centres to ensure that care is adequate.

Regulated child care

Day care centres

Seven or more children under 7 years, who are not yet in grade 1 in a group setting for more than 3 but less than 24 hours/day.

Nursery schools

Part-time programs (maximum 3 hours/day) for seven or more children 3-6 years. These include parent-cooperative nursery school programs as well as kindergartens not under the jurisdiction of the Department of Education.

Approved family day homes

Care in a private home for up to six children under 12 years with a maximum of three children under 3 years, with no more than two children under 2 years (including the provider's own children under 12 years). Providers are under contract with a for-profit or non-profit family day home agency which can operate independently or as part of a day care centre. The agencies are not licensed but are contracted by the provincial government to administer and monitor approved family day care homes.

Licensed drop-in centres

Programs for children under 7 years which are permitted to operate with lower staff/child ratios than are day care centres. No child may attend for more than 40 hours/month.

CHILDREN WITH SPECIAL NEEDS

The Inclusive Child Care Program in Alberta provides for inclusion of children with special needs. Funding varies depending on the special needs of the child and the type of service required. Funds are paid to contracted operators on behalf of eligible children. The program may be administered differently across the regions. Additional training for staff working with children with special needs is not required in legislation.

ABORIGINAL CHILD CARE

Child care centres on-reserve are not licensed. However, on-reserve child care centres are eligible for federal government funds equivalent to parent subsidies if they meet provincial licensing standards.

There are 14 approved child care centres on-reserve, with a capacity of 740 spaces.

PROVINCIAL CONTEXT ¹

Number of children 0-12 yrs (1998 rounded estimate)		Children 0-12 yrs with mothers in the paid labour force (1998 rounded estimate)	
0-2	109,400	0-2	64,000
3-5	122,300	3-5	74,000
6-12	300,500	6-12	207,000
Total 0-12	532,200	Total 0-12	358,000

Children 0-14 yrs identifying with an aboriginal group (1996)			
	North American Indian	Métis	Inuit
0-4 yrs	15,355	5,770	260
5-9 yrs	15,205	5,415	260
10-14 yrs	13,285	4,955	210

Children 0-14 yrs with disabilities residing at home (1991, estimate) ²			
	0-4yrs	5-9yrs	10-14yrs
Use of technical aid	2,431	2,605	4,097
Speech difficulty	3,219	5,766	2,080
Developmental handicap	1,685	2,230	1,325

Workforce participation of mothers by age of youngest child (1998 rounded estimate)		
Age of youngest child	No. of mothers	Participation rate (%)
0-2	58,000	64
3-5	44,000	71
6-15	153,000	84

Family-related leave³

Maternity leave

18 weeks leave available to the natural mother only.

Parental leave

None.

Adoption leave

Either the mother or the father is entitled to 8 weeks leave.

Births and EI maternity claims (1997)

Number of initial maternity claims allowed - 13,670.

Number of births - 36,905.

¹ - See EXPLANATORY NOTES for data sources and information important for the interpretation of the data.

² - Current data not available. See EXPLANATORY NOTES for more information.

³ - Provincial leaves are unpaid; the federal government pays for some portions under Employment Insurance. (See FEDERAL ROLE.)

SPACE STATISTICS

Number of regulated child care spaces (1998) (includes full, part-time and drop-in centres)

Centre-based

Infants (0-18 mos)	17,181
Preschoolers	23,347

Family day care	6,505
-----------------	-------

Total regulated spaces	47,033
------------------------	--------

School-age child care (under municipal authority)	14,529
---	--------

Children with special needs in regulated child care (1998 average, monthly)	400
---	-----

Children receiving subsidies (1998)	11,400
-------------------------------------	--------

Percentage of children in regulated child care receiving subsidies	24%
--	-----

Sponsorship of full-time regulated centre spaces (1998)

Non-profit	16,793
For-profit	23,735

STANDARDS AND REGULATIONS

Regulated centres

Maximum centre size	80 spaces
---------------------	-----------

Maximum staff/child ratios and group sizes

Day care centres			Drop-in centres	
Age	Ratio	Max. group size	Ratio	Max. group size
0-12 mos	1:3	6	1:5	10
13-18 mos	1:4	8	1:5	10
19-35 mos	1:6	12	1:8	16
3-5 yrs	1:8	16	1:12	24
5-6 yrs	1:10	20	1:15	30

Nursery Schools*

Age	Ratio
3-6 yrs	1:10

* There are no maximum group sizes for nursery schools.

Staff qualification requirements

Program directors are required to have training equivalent to a 2-year public college diploma in early childhood education.

One in four staff in each centre is required to have training equivalent to a 1-year public college early childhood education certificate.

All other child care staff are required to have a 50 hour orientation course or equivalent course work.

Parent involvement

Not specified

Licensing, monitoring and enforcement

Quarterly licensing inspections are conducted by 28 provincial licensing officers and day care specialists. Licensing officers and day care specialists currently operate under a social work classification and come from a variety of backgrounds, including family studies and early childhood education. The *Day Care Licensing Policy Manual* (1993) provides interpretation of the legislation.

If a centre is in non-compliance with the regulations, a series of actions may occur, starting with a formal written order directing the centre to comply within a specific time frame, up to cancellation of the license, or refusal to renew the license. Operating allowances may be withheld pending compliance. There is a formal Appeal Board set up by the Minister to hear appeals if a license is cancelled or refused. The legislation allows the decision of the Appeal Panel to be appealed at the Court of Queen's Bench. Its decision is binding.

Regulated family day care

Regulation

Family day care homes are not licensed. The government enters into contracts with family day care home agencies to approve and monitor providers according to provincial standards. Agencies contract with individual care providers.

Maximum capacity

Up to six children under 11 years (including the provider's own children under 11 years) with a maximum of three children under 3 years, and no more than two children under 2 years.

Provider qualification requirements

No formal training requirements.

Licensing, monitoring and enforcement

Agency staff visit family day care homes once a month to ensure that providers are operating according to provincial standards. Provincial staff may also conduct sample spot checks of agencies and homes.

FUNDING

Child care fee subsidy program

Fee assistance is paid directly to service providers on behalf of eligible parents.

There is a two-step eligibility process. Parents must first demonstrate need for subsidized child care, e.g. employed, enrolled in a training program, parent has a special need, or child has a special need. An income test is then applied.

There is no cap on the number of subsidies.

Eligibility for fee subsidy (net income, 1998)

	Turning point	Break-even point
1 parent, 1 child	\$20,520	\$30,720
2 parents, 2 children	24,120	45,720

The turning point is the income level up to which full subsidy is available. Partial subsidy is available up to the break-even point at which income subsidy ceases.

Maximum subsidy/child/month (1998)

Infants in child care centres	\$475
Other ages in child care centres	380
Children in family day care	300

There is a minimum user fee of \$40/month/family. Child care centres and family day care home providers may surcharge parents above the minimum \$40.

Children receiving subsidies may enrol in non-profit or for-profit licensed child care centres, and approved family day care homes. Subsidies are not available in drop-in centres or nursery schools.

Average percentage of centre revenue from fee subsidies **36.2%**

Public funding for regulated child care (1998)

One-time funding
None

Recurring funding

Centre-based operating grants

Note that between 1995 and 1999, the provincial government was phasing out operating grants so the amounts decreased several times. Until April 1999, centre-based operating grants were available to all licensed non-profit and for-profit full-day centres. Operating grants were discontinued as of April 1, 1999.

Age	Funding per child/month (1998)
0-12 mos	\$58
13-18 mos	43
19-35 mos	29
3-4½ yrs	22
4½ yrs +	17

Family day home agency administration fee

A monthly administrative fee is paid to approved family day home agencies which contract with the Ministry to recruit, train and supervise individual day home providers, collect fees, and pay providers. Both non-profit and for-profit programs are eligible for this funding program.

0-35 months	
- 1st 10 children enrolled	\$ 95
- next 10 children enrolled	63
3- 6 years	
- 1st 10 children enrolled	65
- next 10 children enrolled	50

Other funding

Special needs (Inclusive Child Care) funding

Funding is provided to assist in the integration of children with special needs. Funding may be used for specialized resource staff or for consultation and training services. There is no upper limit on the grant to an individual program. Both non-profit and for-profit programs are eligible to apply for special needs funding.

Average percentage of centre revenue from government grants **7.5%**

Provincial allocations for regulated child care (1998)

Fee subsidy	\$32,158,000
One-time funding	None
Recurring funding	
Operating grants	15,513,000
Family day home agency admin. fee	4,928,000
Other funding	
Special needs funding	1,698,000
Total	\$54,297,000

Annual regulated child care allocation for each child 0-12 yrs (1998) \$102.02
(estimate based on provincial budget)

Federal funding: Entitlements on child care expenditures No longer available
(See FEDERAL ROLE for more information.)

Salaries (1998)

Mean gross hourly wage for child care staff (full- and part-time staff combined)

Centres

Assistant Teachers	\$7.90
Teachers	8.36
Teacher Directors	9.90
Administrative Directors	12.73

Family day care

Information not available

Average percentage of centre budget spent on wages and benefits 77.2%

Fees (1998)

Median monthly parent fees for full-time care

Centres

Infant (Age 0-17 mos)	\$525
Toddler (Age 18 mos-3 yrs)	450
Preschool (Age 3-5.11 yrs)	425
School-age	Information not available

Average daily fee in family day care

Age three	\$16.00
-----------	---------

Average percentage of centre revenue from parent fees 53.8%

ADMINISTRATION

At the time of data collection, the Family and Social Services Department administered child care through six regional offices. Each region was responsible for the delivery, consultation and licensing functions within its own area. Central office was responsible for program development, monitoring the system and the staff qualification and certification program.

Alberta now delivers social services through regional boards which assumed responsibility for the delivery of services to children and families effective April 1, 1999. (See RECENT DEVELOPMENTS.)

MUNICIPAL ROLE

Until 1980, municipalities paid 20% of the cost of subsidized care. In 1980, the province took over full funding of subsidies as well as the administration of child care for children up to 6 years. If a municipal government chooses to become involved in school-age programs, they may be provided as contracted services and up to 20% of the cost may be contributed by municipal governments. The provincial government allocates some funding to municipalities to be used for out-of-school (school-age) subsidies under the Family and Community Support Services Program. Although there are no provincial regulations for school-age child care, several municipalities have developed their own.

CHILD CARE PLANNING AND DEVELOPMENT

There is no provincial plan for the development of child care.

RELATED SERVICES

Kindergarten Early Childhood Services - ECS (Ministry of Education)

Enrollment 1996-97	39,655
Average expenditure per student K-gr. 12 (1996)	\$5,987

ECS programs are approved, monitored and funded by Alberta Education but many are located in child care centres. Full subsidy is given to eligible families with kindergarten children if they are in the child care component for more than 100 hours.

Community Action Program for Children - CAPC (Health Canada) (1998)

Total number of CAPC projects	27
Number of these projects defined by CAPC as child development/preschool programs	21

Aboriginal Head Start (Health Canada) (1998)

Number of programs off-reserve	20
--------------------------------	----

In 1998, Aboriginal Head Start was expanded to include services for on-reserve as well as off-reserve communities.

HISTORY OF CHILD CARE IN ALBERTA

1942 Alberta signed the *Dominion-Provincial Agreement* with the federal government but did not establish child care centres. The need for child care was refuted by an advisory committee.

1966 Community Day Nursery, the first centre to receive public funds, was opened in Edmonton. *The Preventive Social Services Act* delegated decision-making authority for child care to municipalities and introduced 80/20 cost-sharing arrangements with participating municipalities. Public and non-profit centres were able to receive subsidies for eligible low-income families.

1971 The Alberta Association for Young Children was established.

1978 *The Social Care Facilities Licensing Act* included the first legislated child care regulations and changed funding from supporting child care program grants to fee subsidies for low income families.

1980 The provincial government took over the municipal share of funding of subsidies and administration of care services for children up to 6 years. Operating allowances (operating grants to non-profit and for-profit child care centres) were introduced.

1981 Standards were established for family day homes.

A policy was developed and special funding authorized for an Integrated Day Care Service (integration of children with special needs into mainstream programs).

1990 Alberta's first staff qualification requirements were introduced. *Focus on Children*, a report of the Office of the Commission of Services for Children, calls for more local control of children's services. An announcement was made that operating grants would be phased out within the year.

1992 Policy recommendations for child care centres were developed by the Parent Advisory Working Committee and some were adopted by the provincial government.

1994 A 3-year Budget Plan effectively suspended the continued implementation of 1990 funding reforms. The goal of the 3 year budget plan was to reduce provincial child care expenditure by \$14 million or 20% over 3 years. A report by the Office of the Provincial Ombudsman identified inadequacies in the regulatory system in Alberta. It recommended improving procedures for complaint investigation, compliance management, and investigating serious occurrences.

RECENT DEVELOPMENTS

In 1995, the province created several positions for "eligibility review officers" to review child care subsidy claims and as a result, 20% of families lost their subsidy. As a result of both the loss of subsidized parents and operating grants, some centres closed, particularly in the commercial sector, which saw a 13% reduction in spaces.

In 1999, as a result of a review of children's services, the province turned responsibility for these services over to 18 regional authorities. The authorities will oversee planning and development, and administration of children's services, including child care. The work of the authorities will be overseen by a community-based authority board appointed by government. Each authority must operate under a province-wide set of standards, but will have flexibility in the service delivery models it implements. The province provides funding to each authority, which allocates funds for local services and is, in turn, accountable to the Minister of Family and Social Services for the use of public funds.

Licensing officers and subsidy workers will work for the authorities but remain government employees. A provincial subsidy system will remain, though the regional authorities may enhance it if they wish. Subsidy policy, strategic policy, handicapped children's services and staff qualifications will remain with the province.

Over the past few years, the child care operating grants are in the final process of being phased out. In April 1998, preschool grants were reduced from \$85/month/space to \$29/month/space and were entirely eliminated in April 1, 1999. Savings realized from the reduction and elimination of operating grants and some reinvestment from the National Child Benefit (NCB) have gone to raising both eligibility levels and rates for subsidy.

KEY PROVINCIAL CHILD CARE ORGANIZATIONS

Alberta Association for Young Children
7340 - 78th Street, Avonmore School, Room 31
Edmonton, Alberta T6C 2N1
Telephone: (403) 465-1571
Facsimile: (403) 465-1571

E.C.D. College Coordinators - Alberta Colleges
Lakeland College, Vermillion Campus
Vermillion, Alberta T0B 4M0
Telephone: (403) 853-8530
Facsimile: (403) 853-7355

Early Childhood Professional Association of Alberta
P.O. Box 3631
Spruce Grove, Alberta T7X 3A9
Telephone: (403) 986-6677
Facsimile: (403) 986-4344

Alberta Association for Family Day Home Services
11411 - 54 Avenue
Edmonton, Alberta T6H 0V8
Telephone: (403) 435-5771
Facsimile: (403) 437-0185

BRITISH COLUMBIA



LEGISLATION

British Columbia. Legislative Assembly. *Community Care Facility Act*, Chapter 57, 1988; *Child Care Regulation 319/89* as amended to O.C. 1476/89.

British Columbia. Legislative Assembly. *BC Benefits (Child Care) Act*, Chapter 26, 1997; *BC Benefits Child Care Regulation 74/97*.

British Columbia. Legislative Assembly. *British Columbia, Benefits (Appeal) Act. 1996; BC Benefits (Appeal) Regulation. 1996*.

PROVINCIAL OFFICIAL RESPONSIBLE FOR CHILD CARE

Child Care Policy Branch
Policy and Research Division
Ministry of Social Development & Economic Security
P. O. Box 9929, STN Prov. Govt.
Victoria, British Columbia V8W 9R2
Telephone: (250) 356-5982
Facsimile: (250) 387-8164

CHILD CARE SERVICES

Unregulated child care

Maximum number of children permitted	2
--------------------------------------	---

Children related to the caregiver are not included in this definition. This category is often referred to as "license not required" or LNR.

Regulated child care

Group day care centres

Group care for no more than 13 hours/day up to 5 days/week for children 30 months to 5 years of age.

Preschools (formerly licensed as nursery schools)

Group care for no more than 4 hours/day for no more than 20 children 30 months to 6 years of age.

Out-of-school care

Care outside school hours, including school vacations, for children 5-12 years of age for not more than 13 hours/day. Out-of-school care may be provided in family child care homes or group day care centres.

Family child care

Care in a private home for no more than seven children. Of these there can be no more than five preschool age children, three children under 3 years of age and one child under 1 year of age. Children 12 years or older who are related to the caregiver are not included in this definition.

Emergency care

Care for no more than 72 hours/month. Groups may be no larger than 12 for children under 3 years and no larger than 25 for older children.

Child minding

Care for up to 3 hours/day, no more than 2 days/week for children 18 months to 12 years. Maximum of 16 children where any child is under 3 years and a maximum of 20 children if all are 3 years or older.

Ski hill or resort care

Occasional child care is provided in resort locations to children who are at least 18 months and under 6 years old, for no more than 40 hours/month, and no more than 8 hours/day.

The Medical Health Officer may authorize a license to extend the maximum number of hours of care as long as there is no health or safety risk to children.

Other

Thirty-four Child Care Resource and Referral Programs provide information, support, and training to child care providers with an emphasis on family day care. They may include equipment and toy lending, workshops, networking, home visits, and caregiver registries.

CHILDREN WITH SPECIAL NEEDS

Historically, B.C. had both segregated and integrated child care programs for children with special needs. In September 1993, the Special Needs Day Care Review Board released their report, *Supported Child Care*. The report proposed to work towards a more inclusive approach. The Supported Child Care initiative was funded through a federal-provincial Strategic Initiatives agreement of \$8 million over 4 years.

ABORIGINAL CHILD CARE

B.C. funds and licenses on-reserve child care. There are 24 First Nations communities that have licensed child care facilities and 20 more in the development phase.

Child care centres run by Band and Tribal Councils became eligible to apply for provincial grants as of October 1994.

The First Nations/Inuit Child Care Initiative has created 678 new child care spaces as of January 1999.

Malaspina University College and the First Nations Education Centre in Vancouver have developed a training program for First Nations early childhood educators, in partnership with the Cowichan Community.

PROVINCIAL CONTEXT ¹

Number of children 0-12 yrs (1998 rounded estimate)		Children 0-12 yrs with mothers in the paid labour force (1998 rounded estimate)	
0-2	138,000	0-2	79,000
3-5	150,600	3-5	89,000
6-12	351,300	6-12	234,000
Total 0-12	640,000	Total	402,000

Children 0-14 yrs identifying with an aboriginal group (1996)			
	North American Indian	Métis	Inuit
0-4 yrs	17,645	3,115	210
5-9 yrs	17,335	3,170	285
10-14 yrs	16,435	3,105	140

Children 0-14 yrs with disabilities residing at home (1991, estimated) ²			
	0-4yrs	5-9yrs	10-14yrs
Use of technical aid	1,343	2,431	3,841
Speech difficulty	2,550	4,948	3,671
Developmental handicap	690	2,355	2,680

Workforce participation of mothers by age of youngest child (1998 rounded estimate)		
Age of youngest child	No. of mothers	Participation rate (%)
0-2	72,000	62
3-5	60,000	67
6-15	170,000	77

Family-related leave ³

Maternity leave

18 weeks leave, available to the natural mother only.

Parental leave

The mother and the father are **each** entitled to 12 weeks leave. Available to natural and adoptive parents.

Family-related leave

5 days/year available to each employee to attend to the health, care, or educational needs of immediate family members.

Births and E I maternity claims (1997)

Number of initial maternity claims allowed - 16,460.

Number of births - 44,577.

1 - See EXPLANATORY NOTES for data sources and information important for interpretation of the data.

2 - Current data not available. See EXPLANATORY NOTES for more information.

3 - Provincial leaves are unpaid; the federal government pays for some portions under Employment Insurance. (See FEDERAL ROLE.)

SPACE STATISTICS

Number of regulated child care spaces (1998)		
Centre-based		
	Full-time	Part-time
Group day care (under 3 yrs)	2,965	—
Group day care (over 3 yrs)	13,540	—
Preschool	—	15,500
Out-of-school	—	16,404
Child minding	—	2,181
Occasional childcare/other	—	289
Special needs	742	—
Total centre-based spaces		51,621
Family day care		17,357
Total regulated spaces		68,978
Children with special needs in regulated child care (1998)		5,600
Children in regulated child care receiving subsidies (1998 est.)		17,000
This figure is an estimate based on the proportion of subsidies in regulated care. British Columbia subsidizes children in unregulated and regulated child care.		
Percentage of children in regulated child care receiving subsidies		25%
Sponsorship of regulated centre spaces (1998)		
Non-profit		31,126
For-profit		20,495

1 - Preschool programs are half-day.

2 - Depending on ages of children in group.

STANDARDS AND REGULATIONS

Regulated centres

Maximum centre size	Not specified
---------------------	---------------

Maximum staff/child ratios and group sizes		
Age	Staff/child ratios	Max. group sizes
0-3 yrs	1:4	12
30 mos-6 yrs	1:8	25
Preschool ¹	1:10	20
School-age ²	1:10-15	20-25
Special needs ²	1:4	16-20

Staff qualification requirements

There are three categories of training requirements:

Early childhood educator

Basic (at least 10 months) early childhood training program offered by an approved institution and 500 hours of supervised work experience.

Infant/toddler educator

Basic early childhood education program plus specialized training related to infant/toddler care and education.

Special needs educator

Basic early childhood education program plus specialized training related to children with special needs.

For the purposes of defining staffing requirements in child care programs, people who are currently enrolled in basic early childhood education training are called assistant early childhood educators.

Staffing requirements

Group day care, under 36 months

Each group of five to eight children requires one infant/toddler educator and one early childhood educator. Each group of nine to twelve children requires one early childhood educator and one assistant.

Group day care, 30 months to school-age

Each group requires one early childhood educator plus assistants.

Out-of-school and child-minding

Staff must be older than 19 years and have taken a course on the care of young children or have relevant work experience.

Special needs

Special needs facilities (group care facilities where at least 25% of the children have special needs) require one special needs educator for every group of four or fewer children. Larger groups require one special needs educator plus early childhood educators.

Parent involvement

Not specified

Licensing, monitoring and enforcement

The Ministry of Health, through the *Community Care Facility Act*, is responsible for licensing and monitoring child care facilities as well as developing policies and procedures specific to program licensing.

The local Medical Health Officer, through licensing officers, issues interim permits and licenses, amends, suspends or cancels licenses, investigates complaints about programs, and conducts inspections and ongoing monitoring of programs.

New programs not in full compliance may be issued an interim license, providing the program with 1 year to come into compliance. After a year, a program with an interim permit will have a full license issued or licensing will be denied. Ministry of Health practice is to visit annually for license renewals but this is not legislated.

If a centre is in non-compliance, conditions can be placed on the license and the operator given a time frame in which to comply. If the situation is considered to be a danger to the children, the license can be suspended or cancelled. The operator can request a hearing before the Director of the Community Care Facilities Branch, and then, if not satisfied, can go to the Provincial Community Care Facilities Appeal Board, composed of non-government members, including people from the child care field. Its decisions are binding.

Regulated family day care**Regulation**

Individually licensed

Maximum capacity

Up to seven children under 12 years (including children living in the home). Of the seven children, there may be no more than five preschoolers and two school-aged children, no more than three children under 3 years of age, and no more than one child under 1 year.

Provider qualification requirements

Must be over 19 years and have a first-aid certificate. There are no early childhood training requirements.

Licensing, monitoring and enforcement

Annual licensing visits are conducted by Ministry of Health licensing officers. An initial inspection by the Fire Marshall's office is required when a new home opens.

FUNDING**Child care fee subsidy program**

Fee assistance is paid directly to service providers on behalf of eligible parents.

The number of fee subsidies is not capped.

Eligibility is determined through an income test.

Families eligible for fee subsidy may use it in for-profit, non-profit, licensed or unregulated child care but may not use child minding services. Families who use in-home child care may be eligible for subsidy when the caregiver is not a relative who resides with the family. If unregulated care is used, the parent must complete a checklist on the provider and submit it to the Ministry of Social Development and Economic Security. There is no minimum user fee.

Child care services may surcharge subsidized parents above the maximum subsidy rates.

Eligibility for fee subsidy (net income, 1998)		
	Turning point	Break-even point
1 parent, 1 child	\$18,984	\$27,816
2 parents, 2 children	\$23,016	\$31,846

The turning point is the income level up to which full subsidy is available. Partial subsidy is available up to the break-even point at which income subsidy ceases.

**Maximum subsidy by age of child
(1998)**

Type of care	Part-day monthly (4 hrs or less/day)	Full-day monthly (more than 4 hrs/day)
Family child care		
0-18 months	\$219	\$438
19-36 months	202	404
3-5 years	177	354
Centre-based		
0-18 months	\$292	\$585
19-36 months	264	528
3-5 years	184	368
Kindergarten	\$204	\$255
School-age	\$147	\$173
In-own-home		
1st child (0-18 mos)	\$197	\$394
1st child (over 18 mos)	159	318
2nd child (0-18 mos)	99	198
Each additional child	73	147

Average percentage of centre revenue from fee subsidies **38.5%**

Public funding for regulated child care (1998)

One-time funding

Child care facilities and equipment grant program
Up to 50% of eligible capital costs available to assist with facility acquisition, renovation or purchase of furnishings and equipment. Available to non-profit child care services only.

Emergency repair, replacement and relocation grants
Up to \$4,000 to non-profit centres to upgrade or repair facilities in order to continue to comply with Ministry of Health licensing requirements, and to assist with costs when a facility must move to another location.

Recurring funding

Child care compensation contribution program
Funds to enhance the wages of child care staff in non-profit and for-profit programs that met eligibility criteria, and assist with the additional costs associated with infant/toddler care in centres. It combines the former wage supplement initiative and infant/toddler incentive grant for group centres.

Infant/toddler incentive grant

Family child care providers who are members of a Child Care Resource and Referral Program are eligible to receive \$3/day per occupied space to a maximum of two spaces for children under 3 years old.

Supported child care

Funds to assist with the additional costs for caring for children with special needs in the program of the parents' choice. It is intended to cover equipment and additional staffing costs.

Other funding

Child care support programs

Annualized funding for non-profit child care support programs to assist in recruitment, support and training of both licensed and unlicensed family day care providers and the development and operation of child care operation manuals, financial counselling by telephone or on-site, training and workshops.

Financial management and administration support program

Westcoast Child Care Resource Centre is funded to assist non-profit programs in developing and maintaining sound financial management practices. Projects funded include the development of manuals, training for board and community members, and financial counselling.

Average percentage of centre revenue from government grants **8.9%**

Provincial allocations for regulated child care (1998)

Fee subsidy	(estimate) \$61,665,000
One-time funding	2,500,000
Recurring funding	16,880,000
Other funding	47,820,000

Total **\$128,865,000**

Other subsidies in unregulated child care
(estimate) \$61,665,000

Annual regulated child care allocation for each child 0-12 yrs (1998) **\$201.35**

(estimate based on provincial budget)

Federal funding: Entitlements on child care expenditures (1998)

No longer available.

(See FEDERAL ROLE for more information).

Salaries (1998)**Mean gross hourly wage for child care staff
(full- and part-time staff combined)****Centres**

Assistant Teachers	\$10.55
Teachers	12.07
Teacher Directors	14.41
Administrative Directors	18.73

Family day care

Information not available

**Average percentage of centre budget spent
on wages and benefits** **82.5%**

Fees (1998)**Median monthly parent fees for full-time care****Centres**

Infants (Age 0-17 mos)	\$650
Toddlers (Age 18 mos - 3 yrs.)	547
Preschool (Age 3 -5.11 yrs)	460
School age	Information not available

Average daily fee in family day care

Age three	\$29.61
-----------	---------

**Average percentage of centre revenue from
parent fees** **49.4%**

ADMINISTRATION

The Ministry for Children and Families had the lead role in supporting, stabilizing and expanding child care services through 20 Regional Operating Agencies. Its responsibilities included: working with other ministries to coordinate child care policies; community planning and resource development; the administration of grants to child care programs; the provision of secretariat support for the Provincial Child Care Council; the facilitation of child care research; and overall responsibility for the fee subsidy program.

There were a considerable number of changes in 1998.

In 1999, the responsibility for child care shifted to the

new Ministry for Social Development and Economic Security.

The Ministry of Health is responsible for licensing, monitoring and enforcing compliance with the regulations, certifying early childhood educators, approving early childhood training programs, and developing policies and procedures specific to program licensing and certification of early childhood educators. Licensing and monitoring is now done through regional health boards.

The Ministry of Social Development and Economic Security administers the fee subsidy program. The Ministry for Children and Families retains responsibility for Supported Child Care.

MUNICIPAL ROLE

There is no legislated municipal role. The City of Vancouver and some other municipalities play a role in planning and developing child care.

CHILD CARE PLANNING AND DEVELOPMENT

A Provincial Child Care Council of 17 members appointed by the Minister addresses policy matters and priorities. There are no target levels of service, nor limits on licenses.

RELATED SERVICES**Kindergarten (Ministry of Education)**

Enrollment 1996-97	50,179
Average expenditure per student K-gr.12 (1996)	\$7,110

**Community Action Program for Children - CAPC
(Health Canada) (1998)**

Total number of CAPC projects	45
Number of these projects defined by CAPC as child development/preschool programs	36

Aboriginal Head Start (Health Canada) (1998)

Number of programs off-reserve	9
--------------------------------	---

In 1998, Aboriginal Head Start was expanded to include services for on-reserve as well as off-reserve communities.

HISTORY OF CHILD CARE IN BRITISH COLUMBIA

1910 The City Crèche was established in Vancouver as a child care service and employment agency.

1930 Vancouver Day Nursery Association (later the Foster Day Care Association of Vancouver) was established to provide an employment service for women and a system of family day care homes opened.

1943 The *Welfare Institutions Licensing Act* was amended to govern and license creches, nursery playschools and kindergartens.

1968 B.C. Preschool Teachers' Association (now called the Early Childhood Educators of B.C.) was established.

1969 The Provincial Child Care Facilities Licensing Board replaced the Welfare Institutions Licensing Board.

1972 The Children's Services Employees Union was established.

1981 The B.C. Day Care Action Coalition was established.

1982 The Western Canada Family Day Care Association was established.

1990 A Task Force on Child Care was appointed.

1991 The Task Force on Child Care Report, *Showing we care: A child care strategy for the 90's*, was released.

1992 The Child Care Branch, Ministry of Women's Equality, was established. The Provincial Child Care Facilities Licensing Board was disbanded and replaced by a Director of Community Care Facilities.

The Ministry of Women's Equality took over existing grant programs from the Ministry of Social Services (Infant/Toddler Incentive Grant, Emergency Repair, Replacement, and Relocation, and Facilities and Equipment), and established the Needs Assessment and Planning Grants, and the Quality Enhancement Grants.

A province-wide consultation on child care for children with special needs was conducted. A committee was formed to make recommendations for children with special needs.

1993 A child care regulation review began.

The Special Needs Day Care Review Board released their report *Supported Child Care*.

A Provincial Child Care Council was appointed to provide advice to the Minister of Women's Equality on child care.

A school-based child care working group was established by the Ministry of Education to address ways to increase school district participation in the development of school-age child care.

A local government working group was established by the Ministry of Women's Equality to recommend actions to assist local government to improve and expand child care services.

The child care fee subsidy program and funding of the special needs program was shifted from the Ministry of Social Services to the Ministry of Women's Equality.

BC21, a plan to create 7,500 new child care spaces over 3 years in public buildings, was announced.

1994 A Child Care Policy Team was established to coordinate child care policy across government ministries.

1995 The wage supplement was made available to eligible for-profit child care programs.

The Quality Enhancement Grants/Needs Assessment and Local Planning Grants were discontinued.

Implementation of Strategic Initiatives, a \$32M, 4 year provincial-federal initiative was designed to test new approaches to various aspects of child care policy and programs. It included funding for the transition to supported child care, different approaches to service delivery, one stop access - four test sites to provide a central location which co-located financial assistance workers, licensing offers and child care information, a series of community demonstration projects. (The initiative ended in March 1999, and is in the process of being evaluated. The future of the projects is not known at this time.)

The province released *The Government's Response to Supported Child Care*. A transition plan was developed to move from funding a specific number of places and specific programs to a system where funding is provided for extra supports in child care programs of the parent's choice.

RECENT DEVELOPMENTS

In 1996, as part of the transition from *Special Needs Day Care* to *Supported Child Care*, 49 community-based Steering Committees were established to assess attitudes and skills; equipment and resource needs; and physical and structural barriers (See HISTORY.)

In 1996, *The Emergency Repair, Replacement and Relocation Grant* was reduced to \$4000 from \$5000; *BC21* the capital funding program which created child care facilities in public buildings ended. An internal evaluation report was completed.

In 1996, *The BC Benefits (Child Care) Act* was introduced and supersedes *The GAIN Act* as the source of fee subsidies.

In 1996/97, a performance audit of the Ministry of Women's Equality child care programs was completed. The Auditor General's report *Management of Child Care Grants*, was released. It contained three recommendations:

- *The Ministry should improve its child care database so that it can identify areas of the province where needs are the greatest and it should subsequently give preference to funding child care projects in those areas;*
- *The Ministry needs to develop standard costs for use in setting measurable goals for creating new child care spaces; and*
- *The Ministry should extend its performance measurement to assess the effects of program efforts on quality and accessibility of child care.*

In 1997, child care moved from the Ministry of Women's Equality to the Ministry for Children and Families (MCF). The former Ministry of Social Services became the Ministry of Human Resources (MHR). The child care subsidy program was administered by MHR on behalf of MCF. Responsibility for licensing and monitoring programs and individuals remains in the Ministry of Health. A regional operational model was introduced.

In 1998, the Wage Supplement Initiative (WSI) was combined with the Infant/Toddler Incentive Grant (ITIG) for group centres and became the Compensation Contribution Program (CCP). In October 1998, centres on the waiting lists became eligible for funding. Family child care programs are still eligible for the ITIG.

In 1999, the B.C. government announced that child care would be moved to the Ministry of Social Development and Economic Security. In the fall, a new policy paper, *Building a better future for British Columbia's kids* was released for public consultation by the Social Development Minister Moe Sahota and Women's Equality Minister Jenny Kwan. The Minister for Social Development called for a national child care program and for federal funding.

KEY PROVINCIAL CHILD CARE ORGANIZATIONS

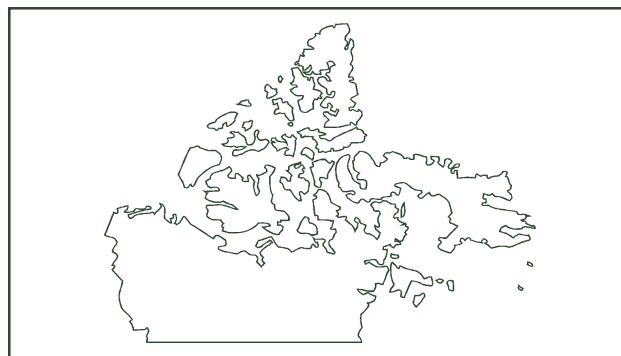
Westcoast Child Care Resource Centre
3rd floor, 210 West Broadway
Vancouver, British Columbia V5Y 3W2
Telephone: (604) 709-5661
Facsimile: (604) 709-5662

Early Childhood Educators of British Columbia (ECEBC)
3rd floor, 210 West Broadway
Vancouver, British Columbia V5Y 3W2
Telephone: (604) 709-6063
Facsimile: (604) 709-5662

Coalition of Child Care Advocates of BC
3rd floor, 210 West Broadway
Vancouver, British Columbia V5Y 3W2
Telephone: (604) 709-5661
Facsimile: (604) 709-5662

Western Canada Family Child Care
Association of British Columbia
c/o 9527 - 120th Street, Suite 212
Delta, British Columbia V4C 6S3
Telephone: (604) 951-1870, 1-800-686-6685
Facsimile: (604) 951-1870

NORTHWEST TERRITORIES



LEGISLATION

Northwest Territories. Legislative Assembly. *The Northwest Territories Child Day Care Act* and the *Child Day Care Standards and Regulations* 1988.

TERRITORIAL OFFICIAL RESPONSIBLE FOR CHILD CARE

Ellie Elliot
Director, Early Childhood and School Services
Department of Education, Culture and Employment
Government of the Northwest Territories
Lahm Ridge Tower, 3rd Floor
P.O. Box 1320
Yellowknife, Northwest Territories X1A 2L9
Telephone: (867) 920-3491
Facsimile: (867) 873-0109

CHILD CARE SERVICES

Unregulated child care

Maximum number of children permitted	4
--------------------------------------	---

Figure includes the caregiver's own children up to 12 years.

Regulated child care

Day care centres

Group care, instruction and supervision for five or more children aged 0-12 years by a person who is not a relative of the majority of the children.

Nursery schools

Programs for children less than 6 years of age for 4 consecutive hours or less a day.

After-school care

Care outside school hours for school-aged children up to and including 11 years of age, not exceeding 5 hours outside the required school program.

There are no licensed after-school care programs that operate during the summer months.

Family day homes

Care in a private home for up to eight children under 12 years (including the caregiver's own children).

CHILDREN WITH SPECIAL NEEDS

There are no segregated child care programs for children with special needs.

Care providers are funded to provide extra support, and parents are eligible for fee assistance for their children with special needs even if they are not employed or at school. This subsidy eligibility requires a financial needs assessment to be applied and parents must have a medical referral from a recognized health care official for the child to be in developmental care.

ABORIGINAL CHILD CARE

The Northwest Territories funds and licenses on-reserve child care.

There are presently five licensed child care centres/day homes in five Inuit communities; 29 licensed child care centres/day homes in 19 Dene communities; and 24 licensed child care centres/day homes operating in Yellowknife.

The First Nations/Inuit Child Care Initiative targeted a growth of 155 additional First Nations spaces and 414 Inuit spaces by 1998. The development of these spaces is a separate activity from the First Nations/Inuvialuit programs in which the territorial government regulates and funds.

TERRITORIAL CONTEXT ¹

**Number of children 0-12 yrs
(1998 rounded estimate)**

Information not available

**Children 0-12 yrs with mothers
in the paid labour force
(1998 rounded estimate)**

Information not available

Children 0-14 yrs identifying with an aboriginal group (1996)

	North American Indian	Métis	Inuit
0-4 yrs	1,650	405	3,795
5-9 yrs	1,665	390	3,760
10-14 yrs	1,400	330	3,030

**Children 0-9 yrs with disabilities residing at home
(1991, estimated) ²**

	0-9yrs
Use of technical aid	123
Speech difficulty	176
Developmental handicap	40

**Workforce participation of women by age of youngest child
(1998 rounded estimate)**

Information not available

Family-related leave ³**Pregnancy leave
(Maternity leave)**

17 weeks leave available to the natural mother only.

Parental leave

The mother and the father are **each** entitled to 12 weeks leave. Available to natural and adoptive parents.

Births and E I maternity claims (1997)

Number of initial maternity claims allowed - 390.

Number of births - 1,468.

1 - See EXPLANATORY NOTES for data sources and information important for the interpretation of the data.

2 - Current data not available, nor are age breakdowns. See EXPLANATORY NOTES for more information.

3 - Provincial leaves are unpaid; the federal government pays for some portions under Employment Insurance. (See FEDERAL ROLE.)

SPACE STATISTICS

Number of regulated child care spaces (1998)

Total regulated spaces	1,351
------------------------	-------

Spaces are in 47 centres and 22 day homes. Breakdown of spaces by age not available.

Note: On April 1, 1999, with the creation of Nunavut there are 1,145 regulated spaces (913 centre-based and 232 family day care remaining in NT).

Children with special needs in regulated child care

There were no children accessing special needs child care in 1998.

Percentage of children in regulated child care receiving subsidies (1998)

Information not available

Sponsorship of regulated centre spaces (1998)

Non-profit	889
For-profit	24

STANDARDS AND REGULATIONS

Regulated centres

Maximum centre size	Not specified
---------------------	---------------

Maximum staff/child ratios and group sizes		
Age	Staff/child ratios	Max. group sizes
0-12 mos	1:3	6
13-24 mos	1:4	8
25-35 mos	1:6	12
3 yrs	1:8	16
4 yrs	1:9	18
5-11 yrs	1:10	20

Staff qualification requirements

Must be at least 19 years and have a first-aid certificate. There are no early childhood training requirements.

Parent involvement

The legislation requires non-profit programs to have boards of directors with at least 51% parent members. For-profit programs are required to establish and confirm in writing with the Director of Early Childhood and School Services a plan for involving the parents or guardians of children attending the centre in the operation of the program.

Licensing, monitoring and enforcement

Licenses are granted for 3-5 years. Annual inspections of all licensed child care centres are conducted by an Early Childhood Officer or Consultant from the Early Childhood Program, the Public Health Department, and Fire Marshall's office. The Program Officer is required to have a background in early childhood education.

Regulated family day care

Regulation

Individually licensed

Maximum capacity

Maximum of eight children under 12 years (including the caregiver's own children). No more than six of the eight children may be 5 years or under, no more than three children may be under 3 years, and no more than two children may be under 2 years.

Provider qualification requirements

A provider must be a minimum of 19 years of age and have a first-aid certificate. There are no early childhood training requirements.

Licensing, monitoring and enforcement

Homes are visited at least once a year by staff from the Early Childhood Program and a representative from each of the Public Health Department and the Fire Marshall's office.

FUNDING

Child care fee subsidy program

Fee assistance is paid directly to service providers on behalf of eligible parents if child care is a regulated service. In the case of unregulated care, the subsidy is paid to the parent, not the care provider.

The intention of the subsidy program is to provide assistance for the parent to work or take part in a training program. Eligibility is determined by a needs assessment which takes into consideration parent costs and family size as well as income.

Subsidies are payable to any regulated for-profit or non-profit service or to an unregulated arrangement. Payments for unregulated care are made directly to the parents, based on an attendance report signed by the child care provider.

Eligibility for fee subsidy (1998)

Eligibility varies with clients' actual housing, utility and child care costs, plus social assistance rates of food and clothing. A needs assessment is applied so there is no set break-even point. There is no territory-wide maximum subsidy. Maximums are set for the type of care. There is no minimum user fee.

Average percentage of centre revenue from fee subsidies Information not available

Public funding for regulated child care (1998)

One-time funding

Start-up funding is available to non-profit licensed centres and family day homes, including part-time, infant, after-school and special needs spaces. Funding ranges from \$188-\$3,420/space.

Recurring funding

Operating funding is available to non-profit, licensed centres and family day homes from \$1.25 -\$14.25/occupied space/day, depending on the age of the child and the location of the program.

Average percentage of centre revenue from government grants Information not available

Territorial allocations for regulated child care (1998)

Fee subsidy	\$1,081,004
Start-up and operating grants	1,190,000

Total **\$2,271,000**

Annual regulated child care allocation for each child 0-12 years (1998)

Information not available.

Federal funding: Entitlements on child care expenditures No longer available
(See FEDERAL ROLE for more information)

Salaries (1998)

Mean gross hourly wage for child care staff (full and part-time staff combined)

Centres	
Assistant Teachers	\$12.07
Teachers	13.40
Teacher Directors	19.32
Administrative Directors	n/a

Family day care

Information not available

Average percentage of centre budget spent on wages and benefits

Information not available.

Fees (1998)

Median monthly parent fees for full-time care

Centres	
Infants (Age 0-17 mos)	Information not available
Toddlers (Age 18 mos-3 yrs)	Information not available
Preschool (Age 3-5.11 yrs)	Information not available
School-age	Information not available

Family day care

Information not available

Average percentage of centre revenue from parent fees Information not available

ADMINISTRATION

The Early Childhood Program of the Department of Education, Culture and Employment is responsible for the development of standards, the regulation of child care services, fee subsidy administration, contributions to child care programs and the development of a territorial child care system.

MUNICIPAL ROLE

There is no legislated municipal role.

CHILD CARE PLANNING AND DEVELOPMENT

There is no territorial plan for the development of child care. New centres must complete a needs assessment before they are eligible to apply for start-up funding.

RELATED SERVICES

Kindergarten (Ministry of Education)

Enrollment 1996-97	1,640
Average expenditure per student: K-gr.12 (1996)	\$12,390

Community Action Program for Children-CAPC (Health Canada) (1998)

Total number of CAPC projects	7
Number of these projects defined by CAPC as child development/preschool programs	4

Aboriginal Head Start (Health Canada) (1998)

Number of programs off-reserve 13

In 1998, Aboriginal Head Start was expanded to include services for on-reserve communities.

Other

With funding from Early Childhood and School Services, the Catholic School Board in Yellowknife offers a 4+ program. The program is licensed as a 35 space nursery school and operates for 2 1/2 hours per day. It is available to children with developmental delays, to prepare them for the formal school system. Children do not have to attend schools within the Catholic School Board to participate. There are no user fees.

The Dogrib Community Services Board, which delivers services to four Dogrib communities, pools all the early childhood funding from all levels of government. Funding from Community Action Program for Children (CAPC), Canada Prenatal Nutrition Program (CPNP), Aboriginal Head Start, child care, and any other sources that may be available is then allocated to develop locally responsive early childhood programs.

HISTORY OF CHILD CARE IN THE NORTHWEST TERRITORIES

1971 First child care centre to receive territorial government funding was opened in Iqaluit (then known as Frobisher Bay). It taught children in both English and Inuktitut syllabics and had four Inuit child care workers.

1970s Child care centres set up at the instigation of parents and community members. Funding was generally through federal government Local Initiative Project (LIP) grants with some user subsidy for parents in need from the Territorial government.

1974 *The Policy Respecting Day Care Services* noted that while numerous child care services were in operation, only two were receiving operational financial support from the Territory (the original centre in Iqaluit and a second centre in Yellowknife).

1976 The Territory finalized a policy on fee subsidies for child care centres, family day care, and after-school programs.

1980 The Territory adopted the *Policy Respecting Subsidized Day Care in the Northwest Territories*, which considered costs and income to

determine eligibility for subsidization of children in unregulated child care.

1983 Establishment of the Northwest Territories Child Care Association which circulated voluntary standards for child care centres.

1985 The territorial government hired a Day Care Consultant to review child care issues and make recommendations.

1988 The government enacted its first child care legislation, *The Northwest Territories Child Day Care Act*.

The Advisory Council on the Status of Women released a policy paper on child care which outlined a comprehensive program to develop a system of child care services (*Position paper on child care*).

The first early childhood education training program in the Northwest Territories was opened in Arctic College in Iqaluit and was delivered in both English and Inuktitut.

1989 A consultant was hired by the Native Council of Canada to research the specific child care needs of native peoples in the Northwest Territories.

The Interim Day Care program came into force in April.

1993 Child care responsibilities were moved from the Department of Social Services to the Department of Education, Culture and Employment.

1996 The major initiative was early intervention.

RECENT DEVELOPMENTS

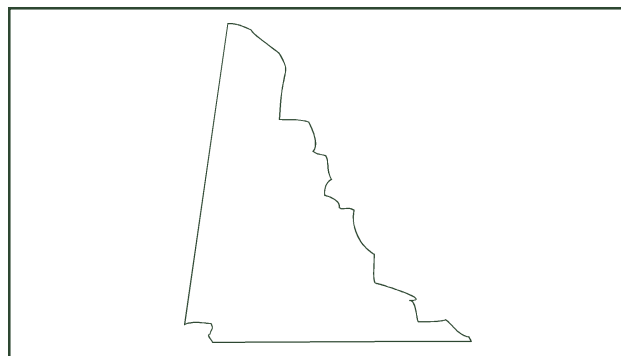
In 1997, the Healthy Children Initiative was launched to provide funding to communities to enhance existing early childhood programs and services for children aged 0-6. As well, the licensing and monitoring function was decentralized to five regions. With decentralization and additional staffing, the function of licensing staff moved away from a strictly monitoring role to more of a program development focus.

On April 1 1999, the Territory of Nunavut was created and responsibility for all programs in the Eastern Arctic moved to the new Territory. Initially, Nunavut will adopt the child care legislation and regulations of the Northwest Territories.

KEY TERRITORIAL CHILD CARE ORGANIZATIONS

Yellowknife Family Day Home Association
35 England Crescent
Yellowknife, Northwest Territories X1A 3N5
Telephone: (867) 873-5480

YUKON TERRITORY



LEGISLATION

Yukon Territory. Legislative Assembly. *The Child Care Act*, 1990.

Yukon Territory. Legislative Assembly. *Child Care Centre Program Regulation*, 1995.

Yukon Territory. Legislative Assembly. *Family Day Home Program Regulation*, 1995.

Yukon Territory. Legislative Assembly. *School-Age Program Regulation*, 1995.

Yukon Territory. Legislative Assembly. *Child Care Subsidy Regulation*, 1995.

TERRITORIAL OFFICIAL RESPONSIBLE FOR CHILD CARE

Debbie Mauch, Supervisor
Child Care Services Unit
Department of Health and Social Services
Government of the Yukon Territory
P.O. Box 2703
Whitehorse, Yukon Territory Y1A 2C6
Telephone: (867) 667-3493
Facsimile: (867) 393-6250

CHILD CARE SERVICES

Unregulated child care

Maximum number of children permitted	3
--------------------------------------	---

Figure excludes the caregiver's own children.

Regulated child care

Child care centres

Group care for less than 24 hours a day for four or more children 0-12 years in a place other than a preschool, a school-age program, or a family day home.

Preschool programs

Group programs for children 3-6 years for less than 3 consecutive hours.

School-age child care

Care outside school hours for school-aged children up to 12 years.

Family day homes

Care in a private home for mixed-age groups up to a maximum of eight children in groups with: no more than four infants; or no more than six preschool-age children where not more than three are infants; or no more than eight preschool children (including the providers' own children under 6 years). Additional staff are required in family day homes for up to four school-age children in addition to the number of preschool-age children.

CHILDREN WITH SPECIAL NEEDS

New child care regulations, implemented September 1, 1995 state that children with special needs in mainstream child care programs must be integrated to the fullest extent possible. A child is designated "special needs" on the assessment of a child care professional. An Individual Program Plan must be developed for the child in consultation with staff, parents and professionals in the community. The Plan outlines goals and objectives for the child.

There are no segregated child care programs in the Yukon Territory.

ABORIGINAL CHILD CARE

The Yukon funds and licenses on-reserve child care.

Indian Bands operate six licensed child care centres, approximately 100 licensed spaces in total; two of these have Head Start programs. Bands receive start-up grants from the Yukon government to assist with the costs of opening child care services and direct operating grants to assist with maintenance and wage costs.

TERRITORIAL CONTEXT ¹

**Number of children 0-12 yrs
(1998 rounded estimate)**

Information not available

**Children 0-12 yrs with mothers
in the paid labour force
(1998 rounded estimate)**

Information not available

Children 0-14 yrs identifying with an aboriginal group (1996)

	North American Indian	Métis	Inuit
0-4 yrs	685	45	nil
5-9 yrs	665	45	25
10-14	565	45	10

Children 0-14 yrs with disabilities residing at home (1991) ²

Use of technical aid	78
Speech difficulty	91
Developmental handicap	35

Workforce participation of women by age of youngest child (1998 rounded estimate)

Information not available

Family-related leave

Maternity leave

17 weeks leave available to the natural mother only.

Parental leave

12 weeks leave available to **either** parent. Available to natural and adoptive parents.

Births and E I maternity claims (1997)

Number of initial maternity claims allowed - 180.

Number of births - 474.

1 - See EXPLANATORY NOTES for data sources and information important for interpretation of the data.

2 - Current data not available nor are age breakdowns. See EXPLANATORY NOTES for more information.

SPACE STATISTICS

Number of regulated child care spaces (1998) ¹	
Centre-based	
Infants/toddlers	240
Preschool	425
School-age	226
Family day care	416
Total regulated spaces	1,307
Children with special needs in regulated child care (1998)	38
Children receiving subsidies (1998)	899
Percentage of children in regulated child care receiving subsidies	69%
Sponsorship of regulated centre spaces (1998)	
Non-profit	661
For-profit	230

STANDARDS AND REGULATIONS

Regulated centres

Maximum centre size 64 spaces

Maximum staff/child ratios and group sizes ²		
Age	Staff/child ratios	Max. group sizes
0-18 mos	1:4	8
18 mos-2 yrs	1:6	12
3-6 yrs	1:8	16
6-12 yrs ³	1:12	24

1 - All spaces are considered to be full-time. However, preschool programs operate for less than 3 consecutive hours.

2 - Preschool programs which operate for less than 3 consecutive hours at a time are allowed to operate with a ratio of 1:10 instead of the required 1:8 for preschool-aged groups in child care centres.

3 - The current *Act* and *Regulations* covers special needs children up to age 16.

Staff qualification requirements

In centre-based care, each group of children must be under the supervision of at least one caregiver who is certified in a first-aid course approved by the director.

By September 1997, 50% of the regular staff in a program had to meet or exceed the Child Care Worker I qualifications. By 1999, the new regulations require that in addition, 30% of the staff had to meet or exceed the Child Care Worker II qualifications. By 2000, the new regulations require that, in addition, 20% of staff must meet or exceed the Child Care Worker III qualifications.

Child Care Worker I: successfully completed a 60 hour introduction to early childhood development course or equivalent.

Child Care Worker II: successfully completed 1 year of training in early childhood development or equivalent.

Child Care Worker III: successfully completed 2 or more years of training in early childhood development or equivalent.

Parent involvement

The operator of the centre must ensure that open communication is maintained with parents and guardians on all matters affecting their child. Parents and guardians must also have reasonable access to the program, inspection reports, written policies, menus, log of injuries, *The Child Care Act*, and *The Regulation and Guidelines*, and *The Child Care Subsidy Regulation*.

Licensing, monitoring and enforcement

A government Child Care Coordinator conducts one required annual inspection and also conducts three to five unannounced visits per year to each child care centre. Child Care Coordinators are required to have a background in early childhood education. Centres are also required to have an annual fire and environmental health inspection.

If a centre is in non-compliance with the regulations, they are given an order to comply. If the centre does not come into compliance within the stated time-frame allowed by the order, the license may be suspended or revoked. If a license is suspended or revoked, the centre can appeal to the Yukon Child Care Board, composed of community members appointed by the Minister for a 2 year term. Its decision is binding.

Regulated family day care

Regulation

Individually licensed

Maximum capacity

Up to eight children (including the provider's own preschool but not school-aged children). There may be no more than three infants if there are also three children who are preschoolers or school-age already enrolled. If there is an additional caregiver, there may be four additional school-age children.

Provider qualification requirements

Caregivers must complete a 60 hour introductory early childhood development course, a specific family day home course, or equivalent within the first year they provide care for children. Caregivers must be 18 years of age and have a first-aid certificate.

Licensing, monitoring and enforcement

Family day care homes are regulated by the same legislation as child care centres. They receive one annual inspection and four to five unannounced spot checks per year by a government Child Care Coordinator to monitor for compliance with the regulations.

FUNDING

Child care fee subsidy program

Fee assistance is paid directly to service providers on behalf of eligible parents. Eligibility is determined through an income test.

Eligibility for fee subsidy (net income, 1998)

	Turning point	Break-even point
1 parent, 1 child	\$17,772	\$28,572
2 parents, 2 children	26,172	47,772

The turning point is the income level up to which full subsidy is available. Partial subsidy is available up to the break-even point at which income subsidy ceases.

Maximum subsidy rate/child/month (1998)

Infant	\$500
Preschool	450
School-age	225
Child with special needs	500

The number of subsidies is not capped in the Yukon. There is no minimum user fee. Group programs and family day care homes may surcharge subsidized parents fees above the maximum subsidy rate. Subsidies may be used in any regulated for-profit or non-profit service.

Average percentage of centre revenue from fee subsidies Information not available.

Public funding for regulated child care (1998)

Recurring funding

Operating grants

Available to centres licensed before September 1995. In 1998, the total number was frozen: operating grants became available to a new centre, or family day home only when old funded spaces closed. This freeze was lifted April 1, 1999 so all licensed child care programs now receive an operating grant.

Other grants

Whitehorse Child Development Centre

Average percentage of centre revenue from government grants Information not available.

Territorial allocations on child care (1998)

Fee subsidies	3,520,000
One-time funding	24,850
Recurring funding	1,219,000

Total **\$4,763,850**

Other funding 810,000
(Whitehorse Child Development Centre)

Annual child care allocation for each child 0-12 yrs (1998) Info. not available.

Federal funding: Entitlements on child care expenditures (1998) No longer available.
(See FEDERAL ROLE for more information.)

Salaries (1998)**Mean gross hourly wage for child care staff
(full- and part-time staff combined)****Centres**

Assistant Teachers	\$9.97
Teachers	11.71
Teacher Directors	n/a
Administrative Directors	n/a

Family day care

Information not available

Average percentage of centre budget spent on wages and benefits Information not available.

Fees (1998)**Median monthly parent fees for full-time care****Centres**

Infants (0-17 mos)	\$630
Toddlers (18 mos-3 yrs)	550
Preschoolers (3 yrs- 5.11 yrs)	514
School-age	n/a

Family day care

Information not available

Average percentage of centre revenue from parent fees Information not available

ADMINISTRATION

The Department of Health and Social Services, Child Care Services Unit is responsible for licensing and monitoring child care and for fee subsidy administration.

MUNICIPAL ROLE

Legislation permits municipalities to hold licenses to directly operate child care programs although none currently do so.

CHILD CARE PLANNING AND DEVELOPMENT

There is no current plan for child care development in the Yukon. New child care programs are developed on the basis of demonstrated community need.

RELATED SERVICES**Kindergarten (Ministry of Education)**

Enrollment 1996-97	535
Average expenditure per student K-gr.12 (1996)	\$11,879

Community Action Program for Children - CAPC (Health Canada)

Total number of CAPC projects	4
Number of these projects defined by CAPC as child development/preschool programs	3

Aboriginal Head Start (Health Canada) (1998)

Number of programs off-reserve	3
--------------------------------	---

In 1998, Aboriginal Head Start was expanded to include services for reserve as well as off-reserve communities.

HISTORY OF CHILD CARE IN THE YUKON TERRITORY

1961 A preschool playgroup was included in the activities at the Skookum Jim Memorial Hall in Whitehorse.

1968 A kindergarten program and after-school tutorial session for school-age children was established in Whitehorse

1974 The Yukon Child Care Association was formed.

1979 The *Day Care Ordinance*, providing for licensing child care, was passed.

1986 Regulations were revised and operating grants introduced.

1987 A capital grant program was established.

1988 *Working together: A child care strategy for the Yukon*, a 4 year plan for expanding child care in the Yukon was presented by the government.

1989 The government released its strategy for the implementation of the *Working Together* document and the expansion of child care.

1990 Enactment of *The Child Care Act*. *The First Year Review* reported on the first year of the 4 year plan.

1992 Federal grant to Yukon College for the provision of distance early childhood education courses.

1993 The consultation process on revised regulations and proposed new guidelines (which, for the first time, will cover school-aged child care) is completed.

1995 New child care, family day home care, subsidy and school-age regulations were implemented. Guidelines and policies for child care centres and family day home care programs were published and circulated by the Department of Health and Social Services.

In addition to new spaces in non-profit centres and family day care homes, the child care fee subsidy program recognized cost of living differences between remote and less remote communities.

RECENT DEVELOPMENTS

New training regulations are in effect in the Yukon. (See STANDARDS AND REGULATIONS.)

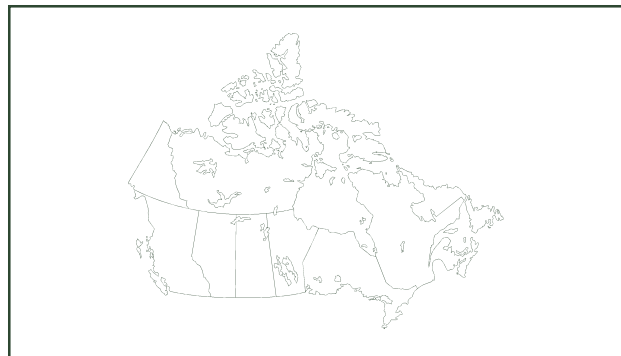
The moratorium placed on funding in September, 1995 was lifted April 1, 1999 and all licensed child care programs in the Yukon now receive a direct operating grant.

The territorial government gave the Yukon Child Care Association funding (\$150,000) in 1999 to apply to training and conference costs for people in the early childhood development field.

KEY TERRITORIAL CHILD CARE ORGANIZATIONS

Yukon Child Care Association
P.O. Box 5439
Whitehorse Yukon Territory Y1A 5H4
Telephone: (403) 668-2485
Facsimile: (403) 667-7029

ABORIGINAL CHILD CARE



ABORIGINAL EARLY CHILDHOOD CARE AND EDUCATION

Canada's Aboriginal populations include First Nations and non-status native people (on- and off-reserve), Métis and Inuit. Although many Aboriginal people live in remote and/or northern areas, there are large southern, urban populations as well.

Children 0-14 years identifying with an aboriginal group, Canada (1996)

	North American Indian	Métis	Inuit
0-4 yrs	106,370	25,800	7,325
5-9 yrs	101,415	24,220	7,025
10-14 yrs	91,880	22,605	5,560

ISSUES

Flexibility/accessibility

All Aboriginal groups have child populations which are larger than the national average, making child care an especially important issue. However, Aboriginal children are under-represented in current child care services. There is a particular need for a wide range of flexible services that will accommodate the diverse needs of the Aboriginal community.

Cultural integrity

The maintenance of indigenous culture is a major concern for all Aboriginal peoples. Aboriginal organizations point out that general standards for child care centres are sometimes too rigid for northern and/or remote communities and that they may not reflect traditional cultural norms and practices. Culturally sensitive early childhood education, as it pertains to training and service delivery, is of special concern. There is a strong interest among aboriginal groups in developing child care that is operated and controlled by the communities themselves.

GOVERNMENT POLICY

Generally, on-reserve social programs depend upon the federal government for funding. Canadian government policy pertaining to child care/early childhood education for Aboriginal people is, like Canadian early childhood policy generally, fragmented and poorly developed. However, there have been some significant advances in Aboriginal early childhood services in the 1990s.

Although regulation of on-reserve Aboriginal child care is, in some provinces, carried out by provincial governments, other on-reserve provincial governments have not regulated it. In some provinces, First Nations communities do not recognize provincial jurisdiction on reserves. In the past, child care funding was limited to First Nations in the Yukon and Northwest Territories, in Ontario and Alberta where the Department of Indian Affairs and Northern Development (DIAND) covered costs in accordance with provincial funding policies, and Québec where child care programs for First Nations children received federal funding through the James Bay Northern Québec Agreement. Until 1995, when the First Nations Inuit Child Care Initiative was announced, there was relatively little spending for Aboriginal child care in much of Canada.

In 1996 the *Royal Commission on Aboriginal Peoples* recommended that *federal, provincial, and territorial governments co-operate to support an integrated early childhood funding strategy that a) extends early childhood education to all Aboriginal children regardless of residence; b) encourages programs that foster the physical, social, intellectual and spiritual development of children, reducing distinctions between child care, prevention and education; c) maximizes Aboriginal control over service design and administration; d) offers one-stop accessible funding; and e) promotes parental involvement and choice in early childhood education options.*

INITIATIVES IN THE 1990s

Aboriginal child care through Indian Affairs and Northern Development

Spending over the 1990s on Aboriginal child care through the Indian and Northern Development department is estimated at: \$15 million in 1994-95; \$17 million in 1995-96; \$18 million in 1996-9; and \$18 million in 1997-98.

In addition, there have been two new federal initiatives relevant to Aboriginal early childhood development services.

Aboriginal Head Start

Aboriginal Head Start, a Health Canada program, is a federally-funded early intervention strategy to “*provide comprehensive experiences for Indian, Métis and Inuit children and their families...based on caring, creativity and pride flowing from the knowledge of their traditional beliefs within a holistic and safe environment.*” Originally, it focused on Aboriginal children in urban centres and northern communities but it was extended to on-reserve communities in 1998. Its goal is to support early childhood development strategies designed and controlled by Aboriginal people. An estimated \$62 million is to be spent on Aboriginal Head Start between 1994 and 1998. In 1998 there were more than 90 Aboriginal Head Start projects across the country.

Funding for the on-reserve Aboriginal Head Start program has been set at \$100 million over four years beginning with \$15 million in 1998/99. When off-reserve Aboriginal Head Start was announced in 1995, funding for a 4 year period totaled \$83.7 million: \$25.7 million for 1995-96; \$23 million for 1996-97; \$22.5 million in each of 1997-98 and 1998-99.

First Nations/Inuit Child Care Initiative

The First Nations/Inuit Child Care Initiative, a Human Resources Development Canada program, was announced in 1995. It is intended to achieve levels of quality and quantity of child care in First Nations and Inuit communities that are comparable to those available to the general population. The 3 year initiative, 100% federally funded, was to develop and upgrade child care spaces with a target of 6,000 spaces intended to meet the accessibility level of the general population.

First Nations and Inuit organizations have assumed the responsibility for administration of funds and for developing regulated child care services and related support programs like family resource centres. Funding for the First Nations/Inuit Child Care Initiative is not intended to replace existing funding programs under DIAND.

The First Nations/Inuit Child Care Initiative funding was part of the \$720 committed to child care in the 1993 election campaign but, except for the First Nations/Inuit Initiative, not spent. The First Nations/Inuit Child Care Initiative had a financial commitment of \$6 million for 1995-96; \$26 million for 1996/97; and \$40 million for 1997-98. On-going funding of \$36 million annually will be available after this 3 year period.

THE BIG PICTURE...



Table 1
Number of children 0-12 years - 1998 (rounded)

Province/Territory	0-2	3-5	6-12	Total 0-12
Newfoundland & Labrador	17,200	17,300	51,600	86,200
Prince Edward Island	5,100	5,200	13,800	24,200
Nova Scotia	30,500	33,000	88,500	152,000
New Brunswick	23,400	27,700	67,900	119,100
Québec	243,400	283,500	645,500	1,172,400
Ontario	419,000	456,100	1,098,100	1,973,600
Manitoba	42,000	45,400	108,400	195,700
Saskatchewan	36,600	39,700	105,900	182,200
Alberta	109,400	122,300	300,500	532,200
British Columbia	138,000	150,600	351,300	640,000
Northwest Territories	n/a	n/a	n/a	
Yukon Territory	n/a	n/a	n/a	
Total	1,065,100	1,180,800	2,831,600	5,077,500

Table 2
Children 0-12 years with mothers in the paid labour force - 1998 (rounded)

Province/Territory	0-2	3-5	6-12	Total 0-12
Newfoundland & Labrador	9,000	10,000	30,000	49,000
Prince Edward Island	4,000	4,000	11,000	18,000
Nova Scotia	18,000	20,000	59,000	97,000
New Brunswick	14,000	17,000	44,000	75,000
Québec	150,000	175,000	424,000	749,000
Ontario	252,000	294,000	774,000	1,320,000
Manitoba	24,000	30,000	79,000	132,000
Saskatchewan	22,000	25,000	77,000	124,000
Alberta	64,000	74,000	207,000	358,000
British Columbia	79,000	89,000	234,000	402,000
Northwest Territories	n/a	n/a	n/a	
Yukon Territory	n/a	n/a	n/a	
Total	636,000	738,000	1,949,000	3,323,000

Table 3
Regulated child care spaces - 1998

Province/Territory	Centre-based full-and part-day child care ¹	School-age child care	Regulated family day care	Total regulated spaces	Percentage of children 0-12 for whom there is a regulated child care space (%)
Newfoundland & Labrador	3,740	535	none ²	4,275	5.0
Prince Edward Island	3,196	482	39	3,717	15.4
Nova Scotia	10,994	n/a	169	11,163	7.3
New Brunswick	9,048	n/a	156	9,204	7.7
Québec	60,541	92,700 ³	21,761	175,002	14.9
Ontario	148,947(est) ⁴	n/a ⁴	18,143	167,090	8.5
Manitoba	13,104	3,897	3,489	20,490	10.5
Saskatchewan	3,970	919	2,235	7,124	3.9
Alberta	40,528	see ⁵	6,505	47,033	8.8
British Columbia	35,217	16,404	17,357	68,978	10.8
Northwest Territories	n/a	n/a	n/a	1,351	n/a
Yukon Territory	665	226	416	1,307	n/a
Total	329,950	155,163⁴	70,270	516,734⁶	10

1 This category includes full-day and part-day spaces because a number of provinces cannot provide breakdowns.

2 Regulated family day care was not provided at time of data collection. See RECENT DEVELOPMENTS in Newfoundland section for more information.

3 School-age child care in Québec is now regulated and operated by the Ministry of Education.

4 Figures by age group cannot be broken down by centre-based and family day care. ON estimates about 40,000 regulated spaces for school-aged children. ON estimates for school-age children are included in the national total.

5 School-age child care in Alberta is not regulated. It is not included in this table but is included in SPACE STATISTICS, in the Alberta section.

6 Total does not equal the sum of all service totals in the table. Some facilities offer more than one service and the licensed capacity for a particular facility does not always equal the sum of spaces by service.

Table 4
Sponsorship of regulated centre-based spaces - 1998

Province/Territory	Not-for-profit and publicly-operated ¹	Commercial	Percent not-for-profit
Newfoundland & Labrador	1,665	2,610	39%
Prince Edward Island	2,153	1,564	58%
Nova Scotia	6,259	4,735	57%
New Brunswick	n/a	n/a	n/a
Québec	151,076 ²	23,935	86%
Ontario	138,899 ³	28,191	83%
Manitoba	7,752	1,167	87%
Saskatchewan	4,841	48	99%
Alberta	16,793	23,735	41%
British Columbia	31,126	20,495	60%
Northwest Territories	889	24	97%
Yukon Territory	661	230	74%
Total ⁴	362,114	106,734	77%

Full-time and part-time spaces may be included in these figures because some provinces cannot provide breakdowns. Where possible however, figures have been given for full-time spaces only.

- 1 ON and QC are the only provinces that have a sizeable amount of publicly-operated centre-based spaces.
- 2 QC figures include school-age spaces which are now regulated under the Ministry of Education and accounts for 53% of centre-based spaces.
- 3 11% of ON centre-based spaces are run by municipalities.
- 4 Totals do not include NB.

Table 5
Varieties of child care services in - 1998

Province/ Territory	Centre-based full-day	Centre-based part-time	School-age	Regulated family day care	Other child care
NF	• Child care centres	• Child care centres	• School-age child care	• None; see NEWFOUND- LAND	
PE	• Early childhood centres	• Early childhood centres • Kindergartens • Nursery schools	• School-age child care centres	• Family day care homes	• Occasional centres
NS	• Child care centres	• Child care centres • Preschools • Nursery schools • Child development centres	• School-age programs	• Family day care homes	—
NB	• Day care centres	• Day care centres • Nursery schools	• School-age child care centres	• Community day homes	—
QC	• en installation/ centre-based care ¹ • garderie/child care centre	• jardin d'enfants/ nursery schools (<i>unregulated</i>)	• milieu scholaire/ school-age care (<i>Ministry of Education</i>)	• milieu familial/ family child care ¹	• haltes- garderies/ stop-over centres (<i>unregulated</i>)
ON	• Child care centres	• Nursery schools	• School-age child care programs	• Supervised private home day care	• Family resource centres (<i>unregulated</i>)
MB	• Day care centres	• Nursery schools	• School-age care centres	• Family day care homes • Group day care homes	• Occasional day care centres
SK	• Child day care agencies	• Preschools and playgroups (<i>unregulated</i>)	• School-age child care centres • Family homes	• Family child care homes	—
AB	• Day care centres	• Nursery schools • Parent co-ops • Kindergartens	• Out-of- school child care programs (<i>unregulated</i>)	• Licensed family day homes • Approved family day homes	• Licensed drop-in centres
BC	• Group day care centres	• Preschools	• Out-of- school care	• Family child care	• Resource & referral programs • Emergency care • Child minding • Ski-hill resort care
NT	• Day care centres	• Nursery schools	• After-school care	• Family day homes	—
YT	• Child care centres	• Preschool programs	• School-age child care	• Family day homes	—

¹ QC is phasing out free-standing centre-based and family day care agencies, bringing both services under the umbrella of community-based centres de la petite enfance, or early childhood agencies.

Table 6
Family-related leave - 1998

Province/Territory	Maternity ¹ leave	Parental ² leave	Family responsibility leave	Adoption leave
Newfoundland & Labrador	17 weeks	12 weeks each parent	None	17 weeks each parent
Prince Edward Island	17 weeks	17 weeks each parent	None	None
Nova Scotia	17 weeks	17 weeks each parent	None	None
New Brunswick	17 weeks	12 weeks either parent (called child care leave)	None	None
Québec	18 weeks	52 weeks parental leave each parent 5 days birth leave to father (2 days paid)	5 days/year	5 days each parent (2 days paid)
Ontario	17 weeks	18 weeks each parent	None	None
Manitoba	17 weeks	17 weeks each parent	None	None
Saskatchewan	18 weeks	12 weeks each parent	None	18 weeks (primary caregiver)
Alberta	18 weeks	None	None	8 weeks either parent
British Columbia	18 weeks	12 weeks each parent	5 days/year to each parent	None
Northwest Territories	17 weeks	12 weeks each parent	None	None
Yukon Territory	17 weeks	12 weeks either parent	None	None

Provincial/territorial governments do not pay for benefits for leaves (except QC which pays for 2 days of birth and adoption leave). For those who meet eligibility requirements, portions of maternity and parental leave are paid through the federal government's Employment Insurance Act. Payment is available for 15 weeks of maternity leave and 10 weeks of parental leave (parental leave benefits are shared between the parents or used by one) at 55% of wages up to a ceiling. Adoptive parents are entitled only to parental leave benefits. In 1999, the federal government announced that benefits will be improved. (See FEDERAL ROLE.)

- 1 In all provinces, maternity leave is available only to the natural mother.
- 2 In all provinces, parental leave is available both to natural and adoptive parents.

Table 7
Aboriginal child care in Canada - 1998

Province/Territory	
Newfoundland & Labrador	<p>In January 1998, the first on-reserve child care centre was licensed for the Miawpukek First Nation at Conne River, Newfoundland. It was the choice of Conne River Health and Social Services to apply for a provincial license to operate a child care centre in their community and comply with provincial regulations. Under the First Nations/Inuit Child Care Initiative and Aboriginal Head Start, work is being carried out so that there will be three or four licensed child care centres which will serve the population in Goose Bay, Labrador and the northern coast. There is currently one licensed child care program in the Inuit community of Nain.</p>
Prince Edward Island	<p>Prince Edward Island does not fund or license child care programs on-reserve. There is one kindergarten centre on-reserve but it is not licensed. There are no First Nations/Inuit Child Care Initiatives or Aboriginal Head Start programs in PEI.</p>
Nova Scotia	<p>Nova Scotia is not involved in on-reserve child care through licensing or funding. Development of on-reserve child care as part of the First Nations/Inuit Child Care Initiative is the responsibility of the Tri-Partite Committee.</p>
New Brunswick	<p>New Brunswick does not license child care centres on-reserve. There are two First Nations child care facilities and an additional three centres are in the development stages under the First Nations/Inuit Child Care Initiative. Some Head Start programs receive funding through an agreement between the First Nations of New Brunswick, the provincial department of Health and Community Services and the federal department of Indian and Northern Development. (Note: These programs have been in place for several years and are not part of the Health Canada Aboriginal Head Start Program.) There are no federally sponsored Aboriginal Head Start Programs in New Brunswick. The Miac-Maliseet Child Care Council (MMCC) was established in 1992 to address quality issues in First Nations centre-based child care. The MMCC developed a 2 year training program, which has been used in the training of aboriginal ECE students in two First Nations communities. The first students graduated from the program in 1997.</p>
Québec	<p>Québec regulates on-reserve child care. In 1998, there were 11 child care centres and 1 family day care agency on-reserve, and several other centres under construction. On-reserve child care in Québec is funded through several agreements between First Nations communities and federal and provincial governments. The Québec Native Women's Association, Band Councils, the Cree regional administration and the Katisk regional administration play key roles in facilitating the development of First Nations child care in Québec and Labrador.</p>

Table 7 cont.

Province/Territory	
Ontario	Ontario funds and licenses on-reserve child care. As of September 1998, there were 53 licensed child care centres on-reserve with a licensed capacity of 2,159. There were also 13 centres off-reserve serving Aboriginal children with a licensed capacity of 356, and 3 private home day care agencies with 62 homes serving Aboriginal children. <i>The Day Nurseries Act</i> treats Indian Bands in a manner analogous to municipalities for the purpose of child care funding and administration. Expenses are cost-shared with the federal government through the 1965 Canada/Ontario Agreement Respecting Welfare Programs for Indian.
Manitoba	Manitoba does not license or fund child care programs on-reserve. The Child Day Care Branch of Manitoba Family Services assists facilities on-reserve to meet licensing requirements. Approximately 60 new child care facilities are being established in First Nations communities under the federal government's First Nations/Inuit Child Care Initiative. A First Nations early childhood education training program has been developed in Opaskawayak-Keewatin Community College. A certificate program for studies in Aboriginal child care is offered through the Continuing Education Division of Red River Community College.
Saskatchewan	Saskatchewan does not license child care programs on-reserve. The First Nations Inuit Child Care Initiative has resulted in the development of approximately 45 on-reserve child care facilities. Approximately 15% of all licensed child care programs not on-reserve have a strong Aboriginal program component.
Alberta	Child care centres on-reserve are not licensed. However, on-reserve child care centres are eligible for federal government funds equivalent to parent subsidies, if they meet provincial licensing standards. There are 14 approved child care centres on-reserve, with a capacity of 740 spaces.
British Columbia	B.C. funds and licenses on-reserve child care. There are 24 First Nations communities that have licensed child care facilities and 20 more in the development phase. Child care centres run by Band and Tribal Councils became eligible to apply for provincial grants in October 1994. The First Nations/Inuit Child Care Initiative has created 678 new child care spaces as of January 1999. In partnership with Cowichan Community, Malaspina College and the First Nations Education Centre in Vancouver has developed a training program for First Nations early childhood educators.
North West Territories	The Northwest Territories funds and licenses on-reserve child care. There are presently 5 licensed child care centres/day homes in 5 communities; 29 licensed child care centres/day homes in 19 Dene communities; and 24 licensed child care centres/day homes operating in Yellowknife. The First Nations/Inuit Child Care Initiative targeted a growth of 155 additional First Nations spaces and 414 Inuit spaces by 1998. The development of these spaces is a separate activity from the First Nations/Inuvialuit programs in which the territorial government regulates and funds.
Yukon Territory	The Yukon funds and licenses on-reserve child care. Indian Bands operate six licensed child care centres, approximately 100 licensed spaces in total; two of these have Head Start programs. Bands receive start-up grants from the Yukon government to assist with the costs of opening child care services and direct operating grants to assist with maintenance and wage costs.

Table 8
Child care for children with special needs in Canada - 1998

Province/Territory	Special needs child care
Newfoundland & Labrador	Newfoundland has no written policy regarding special needs children. One centre works exclusively with children at environmental risk. Subsidies for children with special needs integrated into child care centres may be available. There are no special training requirements for staff working with special needs children.
Prince Edward Island	Prince Edward Island does not have a written policy regarding children with special needs. There are no segregated child care programs for children with disabilities.
Nova Scotia	Nova Scotia has no written policy regarding special needs children. Registered child care centres may receive additional funding if they enroll children with special needs; parents using these services are not income tested. Specialized services may enroll 50% children with special needs together with 50% typical children. One segregated full-time program operates for children with behavioural problems. From 1993-1997, 10% of new subsidies were allocated for special needs children.
New Brunswick	The Early Childhood Initiative consists of a cluster of seven health and social services. The Integrated Day Care Services Program is one of these components. The goal of Integrated Day Care Services is to ensure the full participation of priority children in developmentally appropriate child care and contribute to improved child outcomes. There are no training requirements for staff working in Integrated Day Care Services.
Québec	Québec has a policy concerning inclusion of children with special needs. Several grants are available to facilitate it.
Ontario	Ontario has no written policy regarding special needs children but encourages their inclusion in community child care services. Responsibility for special needs resourcing programs is being downloaded to municipalities. Special needs funds are used to purchase services of resource teachers.
Manitoba	Manitoba has no written policy on special needs children. The Children with Disabilities Program integrates children with special needs into main stream child care, and is available to all non-profit child care services. There may be waiting lists. There are no special training requirements for staff working with children with disabilities.
Saskatchewan	The Child Development Program provides support to include special needs children in child care programs. A child day care centre may provide up to 15 percent of its licensed child care spaces for children with special needs.
Alberta	The Inclusive Child Care Program provides for inclusion for children with special needs, so they can access the same type of experiences as typical children. Additional training for staff working with special needs children is not required.

Table 8 cont.

Province/Territory	
British Columbia	The provincial government is implementing Supported Child Care. The philosophy guiding Supported Child Care is: all families must have the same child care choices within their communities; some children may need extra support in order to be included with their peers; and child care settings should be supported to ensure the effective inclusion of all children. To qualify for extra supports a child must have a documented delay in at least one of three areas: communication/intellectual; physical; or behavioural/emotional. Child care staff require special needs training.
Northwest Territories	There are no segregated child care programs for children with special needs. This subsidy eligibility requires a financial needs assessment to be applied and parents must have a medical referral from a recognized health care official for the child to be in developmental care.
Yukon Territory	Regulations require that children with special needs in mainstream child care programs must be integrated to the fullest extent possible. There are no segregated child care programs in the Yukon Territory.

Table 9
Annual allocation to regulated child care for each child in the province 0-12 years - 1998

Province/Territory	Allocation per child (\$)	Total provincial allocation (\$)
Newfoundland & Labrador	38.28	3,300,000
Prince Edward Island	106.55	2,578,479
Nova Scotia	103.19	15,684,800
New Brunswick	46.37	5,523,000
Québec	255.77	299,860,301
Ontario	238.40	470,500,000
Manitoba	230.91	45,189,300
Saskatchewan	86.42	15,745,896
Alberta	102.02	54,297,000
British Columbia ¹	201.35	128,865,000
Northwest Territories	n/a	2,271,000
Yukon Territory	n/a	4,763,850
Total	206.51	1,048,578,626

¹ Estimates based on total provincial allocation for regulated child care and total number of children 0-12 years (for analysis of per child spending through the 1990's see table 7 THE LONG VIEW). It is estimated that 50% of BC subsidies are in regulated care so these figures have been adjusted accordingly.

Table 10
Net income eligibility levels for full and partial child care fee subsidies and provincial average low income cut-offs - 1998

Province/ Territories		Full subsidy Up to (\$)	Partial subsidy up to (\$)	Low income ¹ cut-offs (\$)
NF	1 parent, 1 child	9,960	18,240	25,668 (4 person household)
	2 parents, 2 children	11,040	19,320	
PE	1 parent, 1 child	13,440	25,440	23,772 (4 person household)
	2 parents, 2 children	19,200	40,800	
NS	1 parent, 1 child	16,812	24,540	21,519 (3 person household)
	2 parents, 2 children	17,712	34,092	
NB	1 parent, 1 child	15,000	23,100	20,708 (3 person household)
	2 parents, 2 children	15,000	24,180	
QC	1 parent, 1 child	12,000	35,800	24,714 (3 person household)
	2 parents, 2 children	16,800	40,300	
² ON	1 parent, 1 child	n/a	n/a	29,524 (4 person household)
	2 parents, 2 children	n/a	n/a	
MB	1 parent, 1 child	13,787	24,369	29,730 (4 person household)
	2 parents, 2 children	18,895	40,059	
³ SK	1 or 2 parents, 1 child	19,668	31,920	21,831 (3 person household)
	2 parents, 2 children	20,868	45,720	
AB	1 parent, 1 child	20,520	30,720	25,095 (3 person household)
	2 parents, 2 children	24,120	45,720	
BC	1 parent, 1 child	18,984	27,816	24,175 (3 person household)
	2 parents, 2 children	23,016	31,846	
⁴ NT	1 parent, 1 child	n/a	n/a	n/a
	2 parents, 2 children	n/a	n/a	
YT	1 parent, 1 child	17,772	28,572	n/a
	2 parents, 2 children	26,172	47,772	

1 The low income cut-offs (LICO) are based on income after government transfer payments such as the Canada Child Tax Benefit, Old Age Security pension, GST credit, Employment Insurance benefits and provincial or territorial welfare payments but before federal, provincial or territorial income taxes are deducted. Licos are provincial averages for 1997 (1992 base). Provincial average LICOs are based on each province's average family size.

2 In ON there are no data on province-wide income levels for subsidy eligibility. Eligibility is determined by provincially determined needs test, with income only one of a number of items considered. Each municipality can determine the rates which creates variation across the province.

3 In SK income levels for subsidy eligibility are gross income.

4 In NT eligibility varies with clients' actual housing, utility and child care costs, plus social assistance rates of food and clothing. A needs assessment is applied so there is no set point at which subsidy ceases to be available. There is no territory-wide maximum subsidy. Maximums are set for the type of care. There is no minimum user fee.

Table 11
Number and percentage of children in regulated child care receiving subsidies - 1998

Province/Territory	Number of subsidized children	Percent of children in regulated care who are subsidized
Newfoundland & Labrador	800	19
Prince Edward Island	738	20
Nova Scotia	2,225	20
New Brunswick	1,568	17
Québec	38,070 ¹	Refer to footnote 1
Ontario	73,400 (est)	44
Manitoba	8,957	44
Saskatchewan	3,634	51
Alberta	11,400	24
British Columbia	17,000 ² (est)	25
Northwest Territories	n/a	n/a
Yukon Territory	899	69
Total	158,691	31

1 Québec began phasing out subsidies in 1996 as publicly-funded services were introduced and now relies on publicly-funded services, rather than providing subsidies to selected families. (See RECENT DEVELOPMENTS in QC).

2 Subsidies may be used in unregulated child care in BC. It is estimated that 50% of BC subsidies are in regulated care. This figure is an estimate for subsidies used in regulated child care.

Table 12
Median monthly parent fees for full-time, centre-based care - 1998

Province/Territory	Infants (0-17 mos) \$	Toddlers (18 mos-3yrs) \$	Preschoolers (3-5.11yrs) \$
Newfoundland & Labrador	N/A ¹	380	360
Prince Edward Island	440	380	360
Nova Scotia	470	412	412
New Brunswick	380	360	360
Québec	477	455	440
Ontario	783	603	541
Manitoba	573	383	368
Saskatchewan	Not reportable ²	405	380
Alberta	525	450	425
British Columbia	650	547	460
Northwest Territories		Not reportable ²	
Yukon Territory	630	550	514
Total	531	477	455

1 No infant care was provided at the time of data collection. See Newfoundland's RECENT DEVELOPMENTS for more information.

2 Not reportable due to small sample size.

Table 13
Average percentage of revenue from three sources - 1998

Province/Territory	Parent fees %	Fee subsidies %	All other gov't funding¹ %
Newfoundland & Labrador	82.1	14.4	0
Prince Edward Island	66.8	26.1	6.3
Nova Scotia	72.7	20.5	5.2
New Brunswick	68.7	26.9	1.9
Québec	45.8	18.9	33.0
Ontario	46.9	34.1	16.6
Manitoba	33.9	40.3	21.6
Saskatchewan	38.3	35.0	21.7
Alberta	53.8	36.2	7.5
British Columbia	49.4	38.5	8.9
Northwest Territories ²	n/a	n/a	n/a
Yukon Territory ²	n/a	n/a	n/a
Total	49.2	30.5	17.5

¹ Excludes fee subsidies

² Information for NT & YT not reportable due to small sample sizes.

Table 14
Maximum number of children permitted in unregulated child care - 1998¹

Province/Territory	Number of children	Includes provider's children?	Are there further specifications? ²
Newfoundland & Labrador	4	yes	no
Prince Edward Island	5	yes	yes
Nova Scotia	6	yes	yes
New Brunswick	5	yes	yes
Québec	6	yes	no
Ontario	5	no	no
Manitoba	4	yes	yes
Saskatchewan	8	yes	yes
Alberta	6	yes	yes
British Columbia	2	no	no
Northwest Territories	4	yes	no
Yukon Territory	3	no	no

¹ Age specifications vary by province. Refer to individual provinces.

² Refer to individual provinces for specifications.

Table 15
Legislated staff:child ratios in full-day centre-based child care¹ - 1998

Province/Territory	2 years	4 years	6 years
Newfoundland & Labrador	1:6	1:8	1:8
Prince Edward Island	1:5	1:10	1:12
Nova Scotia	1:7	1:7	1:15
New Brunswick	1:5	1:10	1:15
Québec	1:8	1:10	1:15
Ontario	1:5	1:8	1:15
Manitoba	1:6	1:9	1:15
Saskatchewan	1:5	1:10	1:15
Alberta	1:6	1:8	1:10 ²
British Columbia	1:4	1:8	1:10-15 ³
Northwest Territories	1:6	1:9	1:10
Yukon Territory	1:6	1:8	1:12

¹ In some provinces, an age may fall into more than one age group. For example, a 2 year old may be categorized as 0-2 years or as 2-3 years. The ratios in this table represent a choice of the older age range in these cases.

² The Alberta legislation covers children up to 6 years. Therefore, this ratio is for a 5-6 year age group, which is a younger range.

³ Ratio depends on ages of children in group.

Table 16
Maximum group sizes in full-day centre-based child care in - 1998

Province/Territory	2 years	4 years	6 years
Newfoundland & Labrador	25	25	25
Prince Edward Island	n/a ¹	n/a	n/a
Nova Scotia	n/a ¹	n/a	n/a
New Brunswick	10	20	30
Québec	30	30	30
Ontario	15	16	30
Manitoba	12	18	30
Saskatchewan	10	20	30
Alberta	12	16	20
British Columbia	12	25	20-25 ²
Northwest Territories	12	18	20
Yukon Territory	12	16	24

In some provinces, an age may fall into more than one age group. For example, a 24-month-old may be categorized as 0-2 years or as 2-3 years. The group sizes in this table represent a choice of the older age range in these cases.

1 Not specified.

2 Group size depends on ages of children in group.

Table 17
Legislated requirements for family day care providers - 1998

Province/Territory	Requirements
Newfoundland & Labrador	At the time of data collection, Newfoundland did not have regulated family day care. (See RECENT DEVELOPMENTS.)
Prince Edward Island	Requirements include a 30 hour training program, two letters of reference and current first-aid certificate.
Nova Scotia	Providers must be at least 18 years, not on the Child Abuse Registry, and have annual criminal records/police check by the RCMP or local police. No early childhood training or experience is required by the province.
New Brunswick	Providers must be at least 19 years old and have first-aid training. No early childhood education training or experience is required.
Québec	Family day care providers must hold a first-aid certificate and complete a training program lasting at least 45 hours pertaining to child development, health and diet issues, and organization and leadership in a "life environment".
Ontario	There are no provider training requirements specified in provincial regulations. Regulations require caregivers to be older than 18 years, and, if working with children with special needs, to hold a standard first-aid certificate.
Manitoba	There are no training requirements for regulated family day care providers. However, if a provider is classified as an ECE II or III, she/he may charge a higher fee which is equivalent to the fees charged in day care centres. Providers must be at least 18 years of age and have a valid first-aid certificate that includes CPR training relevant to the age group being cared for.
Saskatchewan	Providers must be 18 years old. An orientation session with a program consultant and first-aid training, plus two professional development workshops each licensing year are required.
Alberta	There are no requirements for providers.
British Columbia	Providers must be over 19 years and have a first-aid certificate. There are no early childhood training requirements.
Northwest Territories	A provider must be a minimum of 19 years of age and have a first-aid certificate. There are no early childhood training requirements.
Yukon Territory	Caregivers must complete a 60-hour introductory early childhood development course, a specific family day home course, or equivalent within the first year they provide care for children. Caregivers must be 18 years of age and have a first-aid certificate.

Table 18
Minimum early childhood training requirements for centre-based staff - 1998

Province/Territory	Requirements
Newfoundland & Labrador	Centre supervisors approved after 1989 must have a 1 year certificate in early childhood education and 1 year experience in a licensed centre, or a 2 year diploma with no specifications regarding experience. If more than 25 children are enrolled in a centre, the Day Care and Homemaker Services Licensing Board recommends, but does not require, that a second person with supervisor qualifications be present.
Prince Edward Island	Centre supervisors and one full-time staff member in each program must have a 1- or 2-year early childhood development diploma or university child study degree. Thirty hours of in-service training every 3 years is required for all staff.
Nova Scotia	Centre director and two-thirds of the staff must have a 1- or 2-year early childhood education certificate or diploma, or 2 years experience, one course and a 35 hour workshop on child development and curriculum. All staff must have first-aid training.
New Brunswick	No early childhood education training or experience is required. Staff must be least 16 years old. Staff 16-19 years old are required to be supervised by a primary staff member who must be at least 19 years old. All staff must have first-aid training.
Québec	For new child care centres, two-thirds of staff must have a college diploma or university degree in early childhood education.
Ontario	<p>Supervisors must have a 2 year diploma in early childhood education from an approved College of Applied Arts and Technology (CAAT) or equivalent, and 2 years' experience in a day nursery. A Ministry Director may waive educational requirements for staff in a specific program.</p> <p>One staff person with each group of children must have a 2 year early childhood education diploma (CAAT) or equivalent.</p> <p>A resource teacher must hold a diploma in early childhood education or academic equivalent and have completed a post-secondary school program related to the needs of children with special needs. If working with children with multiple disabilities, the resource teacher must also have a current standard certificate in first-aid. There are no training or experience requirements for other staff working with special needs children.</p>
Manitoba	<p>Manitoba has three qualification levels:</p> <p>Early Childhood Educator (ECE) III: Staff must have an approved ECE III program and a recognized certificate program or an approved degree program from a recognized university.</p> <p>Early Childhood Educator (ECE) II: Staff must have an approved diploma in child care services from a recognized community college or satisfactory completion of the Child Day Care Competency-based Assessment (CBA) Program</p> <p>Child Care Assistant (CCA): Staff is not eligible on the basis of educational requirements for classification at the ECE II or III level and is employed in a day care centre.</p>

Table 18 (con't)

Manitoba (con't)	All staff must be 18 years of age and have completed a first-aid course that includes CPR training relevant to the age group. Two-thirds of a full-time centre's preschool staff must be classified as ECE II or III and school-age centre and nursery school staff must be classified as ECE II or III. A director in a full-time preschool centre must be classified as an ECE III and have 1 year's experience working with children in child care or in a related field. A director in a school-age centre or nursery school must be classified as an ECE II and have 1 years' experience in child care or in a related setting.
Saskatchewan	Centre supervisor must have a one year certificate in child care or equivalent. Every staff member must take a 130 hour child care orientation course or equivalent, unless the person has a year certificate in child care or equivalent. One staff member in each centre must have completed a first-aid course.
Alberta	Program directors are required to have training equivalent to a 2 year public college diploma in early childhood education. One in four staff in each centre is required to have training equivalent to a 1 year public college early childhood education certificate. All other child care staff are required to have a 50 hour orientation course or equivalent course work.
British Columbia	<p>There are 3 categories of training:</p> <p>Early childhood educator: Staff must complete a basic (at least 10 months) early childhood training program offered by an approved institution and 500 hours of supervised work experience. Each preschool group requires one e.c. educator.</p> <p>Infant/toddler educator: Staff must complete a basic early childhood education program plus specialized training related to infant/toddler care and education. Each infant/toddler group requires one i/t educator.</p> <p>Special needs educator: Staff must complete a basic early childhood education program plus specialized training related to children with special needs. Special needs facilities require one special needs educator for every group of 4 or fewer children. Larger groups require one special needs educator plus early childhood educators.</p> <p>Staff in school-age groups must be 19 and have taken a course or have relevant work experience.</p>
Northwest Territories	Staff must be at least 19 years and have a first-aid certificate. There are no early childhood training requirements.
Yukon Territory	<p>Child Care Worker I: staff must successfully complete a 60-hour introduction to early childhood development course or equivalent.</p> <p>Child Care Worker II: staff must successfully complete 1 year of training in early childhood development or equivalent.</p> <p>Child Care Worker III: staff must successfully complete 2 or more years of training in early childhood development or equivalent.</p> <p>At least one caregiver who is certified in a first-aid course is required. 50% of the regular staff in a program are required to meet or exceed the Child Care Worker I qualifications. By 1999, an additional 30% of the staff must meet or exceed the Child Care Worker II qualifications. By 2000, the new regulations require that an additional 20% of staff must meet or exceed the Child Care Worker III qualifications.</p>

Table 19
Years of early childhood care and education training of centre-based staff - 1998

Province/Territory	Staff with less than 1 year ECCE (%)	Staff with 1 year ECCE (%)	Staff with 2 year ECCE (%)	Staff with 3 year ECCE (%)	Staff with ECCE related BA or more (%)
Newfoundland & Labrador	19.2	12.3	60.5	n/a	5.1
Prince Edward Island	16.0	2.3	66.2	n/a	14.6
Nova Scotia	16.0	14.4	38.3	6.1	17.6
New Brunswick	44.7	36.0	12.9	n/a	6.0
Québec	17.5	6.9	11.5	40.8	15.5
Ontario	11.1	2.8	69.0	5.3	7.3
Manitoba	32.9	6.3	29.5	4.2	20.5
Saskatchewan	40.0	24.8	16.8	0.9	15.6
Alberta	35.4	20.2	30.9	2.0	9.8
British Columbia	9.4	37.1	35.4	5.1	9.4
Northwest Territories	54.5	33.7	4.0	n/a	7.9
Yukon Territory	n/a	n/a	n/a	n/a	n/a
Total	18.2	10.4	42.1	13.3	10.9

Provincial results that fall below reportable levels are noted with an “n/a”.

Table 20
Mean gross hourly wage for centre-based child care staff - 1998

Province/Territory	Assistant teachers (\$)	Teachers (\$)	Teacher directors (\$)	Administrative directors (\$)
Newfoundland & Labrador	6.37	6.76	7.89	12.07
Prince Edward Island	8.18	7.54	11.84	14.37
Nova Scotia	7.04	8.51	10.21	14.58
New Brunswick	6.34	7.12	9.26	10.06
Québec	8.12	11.04	14.05	17.41
Ontario	10.60	13.48	17.48	22.00
Manitoba	8.37	9.49	13.83	17.34
Saskatchewan	8.45	10.74	11.74	14.58
Alberta	7.90	8.36	9.90	12.73
British Columbia	10.55	12.07	14.41	18.73
Northwest Territories	12.07	13.40	19.32	n/a ¹
Yukon Territory	9.97	11.71	n/a ¹	n/a ¹
Total	9.59	11.62	14.52	18.45

¹ Sample sizes too small to report.

Table 21
Percent of an average centre's budget spent on wages & benefits - 1998

Province/Territory	Wages (%)	Benefits (%)	Other (%)
Newfoundland & Labrador	66.6	3.5	29.9
Prince Edward Island	71.2	6.5	22.3
Nova Scotia	72.6	5.3	22.1
New Brunswick	66.3	2.5	31.2
Québec	73.6	11.0	15.4
Ontario	77.2	11.0	11.8
Manitoba	82.4	8.9	8.7
Saskatchewan	80.4	10.1	9.5
Alberta	73.0	4.2	22.8
British Columbia	75.7	6.8	17.5
Northwest Territories	n/a ¹	n/a	n/a
Yukon Territory	n/a ¹	n/a	n/a
Total	75.3	8.9	15.8

1 Information not available due to small sample sizes.

THE LONG VIEW...



Table 1
Number of children 0-12 years - 1991, 1995, 1998 (rounded)

	1991				1995				1998			
	0-2 (1000s)	3-5 (1000s)	6-12 (1000s)	Total 0-12 (1000s)	0-2 (1000s)	3-5 (1000s)	6-12 (1000s)	Total 0-12 (1000s)	0-2 (1000s)	3-5 (1000s)	6-12 (1000s)	Total 0-12 (1000s)
NF	22	23	63	108	19	22	57	98	17	17	52	86
PE	6	6	14	25	5	6	14	25	5	5	14	24
NS	37	37	86	160	33	37	86	156	31	33	89	152
NB	28	29	72	129	27	29	70	126	23	28	68	119
QC	277	225	655	1,158	275	290	627	1,192	243	284	646	1,172
ON	432	416	964	1,813	440	459	1,024	1,923	419	456	1,098	1,974
MB	50	48	111	209	45	47	106	198	42	45	108	196
SK	47	47	112	207	40	45	107	192	37	40	106	182
AB	126	124	279	529	117	125	289	530	109	122	301	532
BC	133	133	312	579	142	144	338	623	138	151	351	640
NT	5	4	8	17	n/a	n/a	n/a	n/a	n/a	n/a	n/a	n/a
YT	1	1	3	6	n/a	n/a	n/a	n/a	n/a	n/a	n/a	n/a
Total	1,165	1,095	2,680	4,939	1,142	1,202	2,719	5,064	1,065	1,181	2,832	5,078

Table 2
Children 0-12 with mothers in the paid labour force - 1991, 1995, 1998 (rounded)

	1991				1995				1998			
	0-2 (1000s)	3-5 (1000s)	6-12 (1000s)	Total 0-12 (1000s)	0-2 (1000s)	3-5 (1000s)	6-12 (1000s)	Total 0-12 (1000s)	0-2 (1000s)	3-5 (1000s)	6-12 (1000s)	Total 0-12 (1000s)
NF	13	13	33	59	10	12	33	55	9	10	30	49
PE	4	4	9	17	4	4	10	17	4	4	11	18
NS	21	23	49	93	19	21	53	93	18	20	59	97
NB	16	17	38	71	15	15	43	73	14	17	44	75
QC	164	151	305	620	164	161	400	724	150	175	424	749
ON	267	272	556	1,095	262	277	711	1,250	252	294	774	1,320
MB	25	26	59	111	25	30	76	131	24	30	79	132
SK	29	30	67	126	25	30	80	134	22	25	77	124
AB	76	73	158	307	72	82	211	366	64	74	207	358
BC	72	82	182	336	78	84	245	407	79	89	234	402
NT ¹	n/a	n/a	n/a	n/a	n/a	n/a	n/a	n/a	n/a	n/a	n/a	n/a
YT ¹	n/a	n/a	n/a	n/a	n/a	n/a	n/a	n/a	n/a	n/a	n/a	n/a

¹ Data not available

Table 3
Regulated child care spaces - 1992, 1995, 1998

Province/Territory	1992	1995	1998
Newfoundland & Labrador	3,568	4,202	4,275
Prince Edward Island	4,123	3,888	3,717
Nova Scotia	10,826	10,645	11,163
New Brunswick	7,162	7,952	9,204
Quebec ¹	78,388	111,452	175,002
Ontario	145,545	147,853	167,090
Manitoba	18,977	18,846	20,490
Saskatchewan	6,418	7,266	7,124
Alberta	51,656	51,088	47,033
British Columbia	42,927	59,794	68,978
Northwest Territories	963	1286	1,351
Yukon Territory	1,020	1,060	1,307
Total	371,573	425,332	516,734

¹ QC figures include school-age spaces which are now regulated under the Ministry of Education.

Table 4
Percent of children 0-12 for whom there is a regulated child care space - 1992, 1995, 1998

Province/Territory	1992 (%)	1995 (%)	1998 (%)
Newfoundland & Labrador	3.3	4.3	5.0
Prince Edward Island	16.2	15.5	15.4
Nova Scotia	6.8	6.8	7.3
New Brunswick	5.5	6.3	7.7
Quebec ¹	6.8	9.4	14.9
Ontario	8.1	7.7	8.5
Manitoba	9.1	9.5	10.5
Saskatchewan	3.1	3.8	3.9
Alberta	9.7	9.6	8.8
British Columbia	7.4	9.6	10.8
Northwest Territories	5.7	n/a	n/a
Yukon Territory	16.7	n/a	n/a
Total	7.5	8.4	10.0

1 Figures include school-age spaces which are now regulated under the Ministry of Education.

Figure 1 Percent of children 0-12 for whom there is a regulated child care space - 1992, 1995, 1998

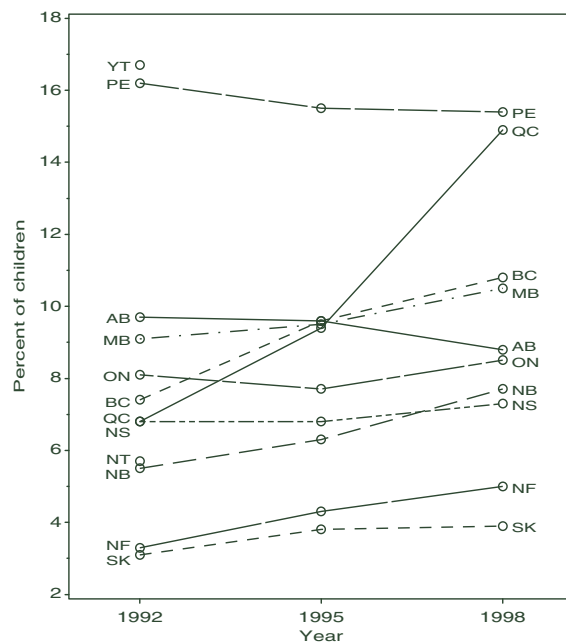


Table 5
Percent of regulated centre-based spaces that are not-for-profit - 1992, 1995, 1998¹

Province/Territory	1992 (%)	1995 (%)	1998 (%)
Newfoundland & Labrador	22	34	39
Prince Edward Island	65	68	58
Nova Scotia	60	60	57
New Brunswick	57	60	n/a
Québec ²	82	82	86
Ontario	76	80	83
Manitoba	90	88	87
Saskatchewan	94	98	99
Alberta	35	38	41
British Columbia	61	61	60
Northwest Territories	83	92	97
Yukon Territory	86	75	74
Total	70	72	76

- 1 Full- and part-time spaces may be included in these figures because some provinces cannot provide breakdowns. Where possible, figures have been given for full-time spaces only. Not-for-profit category includes both non-profit and publicly-operated spaces.
- 2 QC's figures have been calculated including school-age child care spaces which are now regulated under the Ministry of Education.

Figure 2 Percent of regulated centre-based spaces that are not-for-profit - 1992, 1995, 1998¹

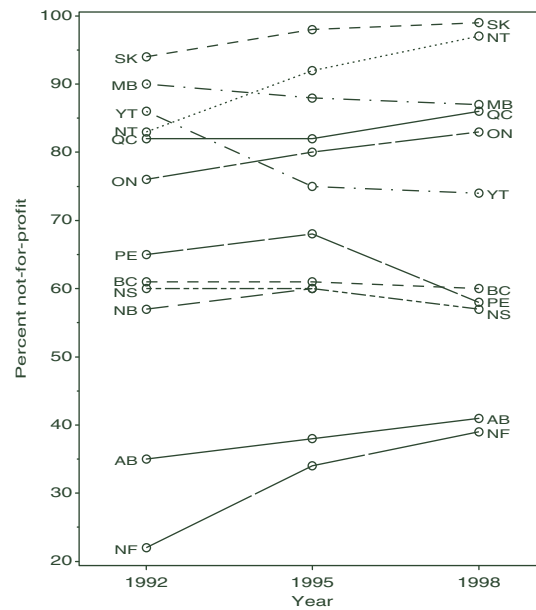


Table 6
Annual provincial allocations for regulated child care - 1992, 1995, 1998¹

Province/Territory	1992		1995		1998	
	Actual \$	Adjusted (in 1992 \$)	Actual \$	Adjusted (in 1992 \$)	Actual \$	Adjusted (in 1992 \$)
Newfoundland & Labrador	1,668,100	2,854,406	2,980,000	2,854,406	3,300,000	3,044,280
Prince Edward Island	2,765,648	1,628,758	1,682,507	1,628,758	2,578,479	2,432,527
Nova Scotia	11,420,600	11,410,043	11,843,625	11,410,043	15,684,800	14,456,037
New Brunswick	3,646,152	3,094,778	3,200,000	3,094,778	5,523,000	5,137,674
Québec	140,725,500	200,093,049	203,694,724	200,093,049	299,860,301	281,823,591
Ontario	420,139,729	519,463,087	541,800,000	519,463,087	470,500,000	432,047,750
Manitoba	42,151,900	42,286,062	45,203,800	42,286,062	45,189,300	39,990,531
Saskatchewan	12,306,700	11,893,274	12,713,910	11,893,274	15,745,896	14,083,986
Alberta	66,613,000	64,402,857	67,623,000	64,402,857	54,297,000	49,048,780
British Columbia ²	55,798,000	91,455,879	98,680,893	91,455,879	128,865,000	117,150,000
Northwest Territories	2,286,000	n/a	1,708,359	n/a	2,271,000	n/a
Yukon Territory	2,437,744	n/a	4,148,490	n/a	4,763,850	n/a
Total	761,959,073	948,582,193³	995,279,308	948,582,193³	1,048,578,626	959,215,156³

¹ It is interesting to note that in some provinces, per child capita allocations increased while total provincial allocations dropped or were static. As Table 1 in THE LONG VIEW shows, the child population, especially in the younger age groups, has dropped in most provinces throughout the 1990s.

² BC subsidies can be used in unregulated care. These figures have been estimated using 60% of the subsidy allocation in 1992, 55% in 1995 and 50% in 1998.

³ Adjusted totals for 1995 and 1998 do not include allocations for NT or YT because Consumer Price Index figures for the territories are not available. If territorial child care allocations were to be included, national adjusted totals would be an estimated \$5-\$6 million higher.

Table 7
Annual allocation to regulated child care for each child in the province aged 0-12 years - 1992, 1995, 1998¹

Province/Territory	1992 (\$)	1995 (\$)	1998 (\$)
Newfoundland & Labrador	15.40	30.41	38.28
Prince Edward Island	109.03	67.01	106.55
Nova Scotia	70.76	75.72	103.19
New Brunswick	28.17	25.39	46.37
Québec	121.57	170.84	255.77
Ontario	231.76	281.81	238.40
Manitoba	201.65	228.03	230.91
Saskatchewan	59.49	66.32	86.42
Alberta	126.03	127.52	102.02
British Columbia ²	96.44	158.39	201.35
Northwest Territories ³	135.75	81.74	n/a
Yukon Territory	399.70	518.56	n/a
Total	154.27	196.55	206.51

1 Estimates based on total provincial allocations and total number of children 0-12 years. Figures are not adjusted for inflation.

2 Allocation in BC for fee subsidies is estimated because BC allows subsidies to be used in unregulated care. These figures have been adjusted accordingly.

3 Estimates of annual allocations per child for both the NT and YT are based on projected numbers of children 0-14 years of age, and so are not directly comparable to the figures given for other provinces.

Figure 3 Annual allocation to regulated child care for each child in the province aged 0-12 years - 1992, 1995, 1998¹

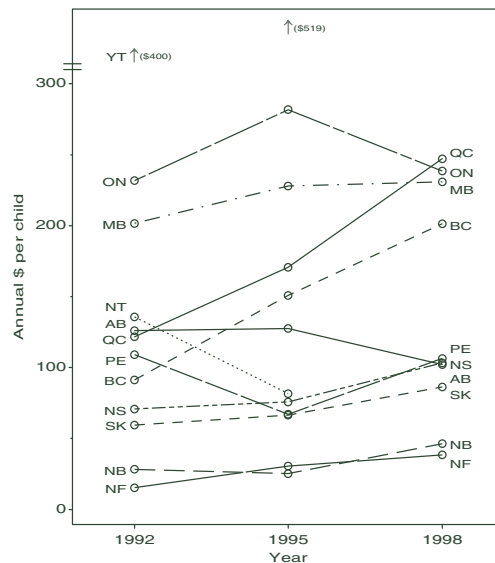


Table 8
Annual provincial allocation (in actual \$) for each child in regulated child care- 1992, 1995, 1998¹

Province/Territory	1992 (\$)	1995 (\$)	1998 (\$)
Newfoundland & Labrador	467.52	709.19	771.93
Prince Edward Island	670.79	432.74	693.70
Nova Scotia	1,054.92	1,112.60	1,405.07
New Brunswick	509.10	402.41	600.07
Québec ²	1,795.24	1,827.65	1,713.47
Ontario	2,886.67	3,664.45	2,815.85
Manitoba	2,221.21	2,398.59	2,205.43
Saskatchewan	1,917.53	1,749.78	2,210.26
Alberta	1,289.55	1,323.66	1,154.44
British Columbia ³	1,299.83	1,650.35	1,868.20
Northwest Territories	2,373.83	1,328.43	1,680.98
Yukon Territory	2,389.95	3,913.67	3,644.87
Total	2,050.63	2,340.01	2,029.24

¹ Figures based on total provincial allocations and total number of child care spaces.

² QC figures include school-age spaces which are now regulated under the Ministry of Education.

³ BC figures use an estimate for provincial allocation because BC allows subsidies to be used in unregulated care. These figures have been adjusted accordingly.

Table 9
Net income eligibility levels for full child care subsidy for one parent, one child family - 1992, 1995, 1998¹

Province/Territory	1992		1995		1998	
	Actual \$	Adjusted to 1992 \$	Actual \$	Adjusted to 1992 \$	Actual \$	Adjusted to 1992 \$
Newfoundland & Labrador	9,960	9,540	9,960	9,540	9,960	9,188
Prince Edward Island	10,080	9,758	10,080	9,758	13,440	12,679
Nova Scotia	16,500	16,197	16,812	16,197	16,812	15,495
New Brunswick	11,664	14,507	15,000	14,507	15,000	13,953
Québec ²	12,000	11,788	12,000	11,788	12,000	11,278
Ontario ³	n/a	n/a	n/a	n/a	n/a	n/a
Manitoba	13,787	12,897	13,787	12,897	13,787	12,201
Saskatchewan ⁴	(19,688)	(18,399)	(19,668)	(18,399)	(19,688)	(17,592)
Alberta	18,710	17,819	18,710	17,819	20,520	18,537
British Columbia	18,756	17,594	18,984	17,594	18,984	17,258
Northwest Territories ⁵	n/a	n/a	n/a	n/a	n/a	n/a
Yukon Territory	17,772	n/a	17,772	n/a	17,772	n/a

¹ This table provides information for one family type; see each province for further information.

² QC is phasing out subsidies as it is phasing in publicly-funded child care.

³ ON municipalities determine eligibility level using a provincial needs test, in which income is only one factor.

⁴ SK uses gross rather than net income.

⁵ In NT a needs test is used in which income is only one factor.

Table 10
Number and percent of children in regulated child care who are subsidized - 1992, 1995, 1998

Province/Territory	1992 # of children subsidized	1992 % of children subsidized	1995 # of children subsidized	1995 % of children subsidized	1998 # of children subsidized	1998 % of children subsidized
Newfoundland & Labrador	891	25	748	18	800	19
Prince Edward Island	391 ⁶	9	382 ⁶	10	738	20
Nova Scotia	2,022	19	2,200	21	2,225	20
New Brunswick	782	11	1,363	17	1,568	17
Québec	41,423	53	41,520	37	38,070 ¹	22
Ontario	(est) 50,000	34	n/a ²	n/a	(est) 73,400	44
Manitoba	9,813	52	8,200 ³	44	8,957	44
Saskatchewan	3,662	57	3,683 ³	51	3,634	51
Alberta	11,598	22	13,159	26	11,400	24
British Columbia ⁴	(est) 14,000	34	(est) 16,000	27	(est) 17,000	25
Northwest Territories	150	16	131	10	n/a	n/a
Yukon Territory	561	55	680	64	889	68
Total	135,293	36	138,006	32	158,691⁵	31

1 QC began phasing out subsidies in 1997 as publicly-funded services were introduced (see RECENT DEVELOPMENTS.)

2 ON was unable to provide data for 1995. To prevent disproportionate deflation of the national total, the 1992 data was added to the national total.

3 1994 data.

4 As subsidies may be used in unregulated care in BC, these figures are estimates of subsidized children in regulated child care (60% in 1992; 55% in 1995; 50% in 1998 of total subsidies in BC.)

5 Total does not include NT.

6 Number and percent of children subsidized in PEI was calculated differently in 1992 and 1995, and are not comparable from year to year.

Figure 4 Net income eligibility levels for full child care subsidy for one parent, one child family - 1992, 1995, 1998¹

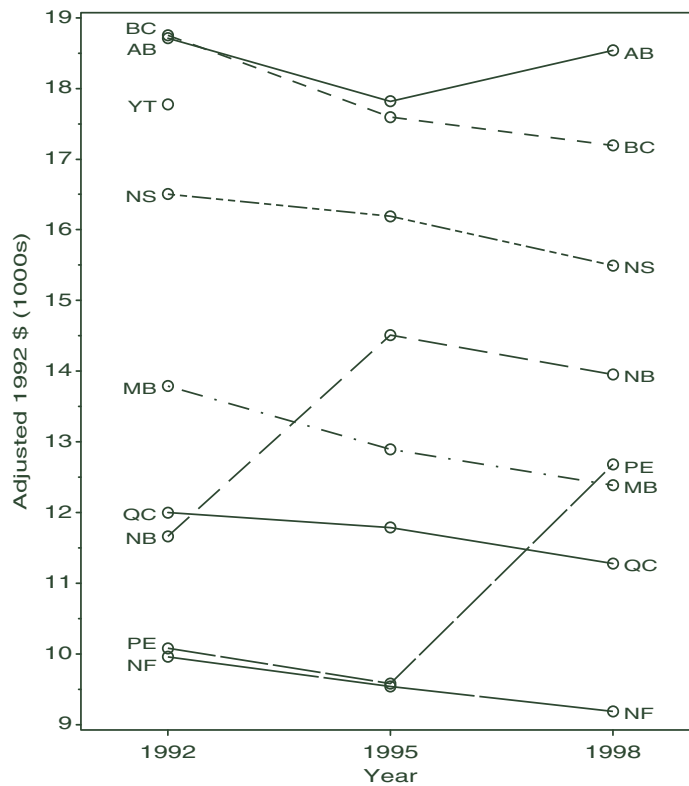
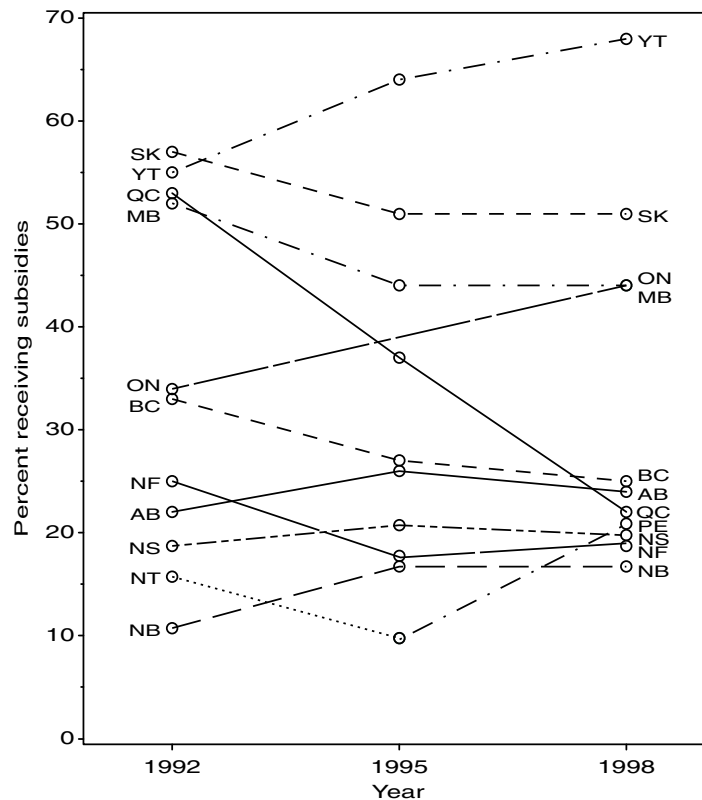


Figure 5 Percent of children in regulated child care who are subsidized - 1992, 1995, 1998



Please note that data for 1992 and 1995 in PEI is not included; please see Table 10, page 128

Table 11
Real annual (after tax) income for assistant teachers and teachers - 1991, 1998¹

Province/Territory	Assistant teacher		Teacher	
	1991 (\$)	1998 (\$)	1991 (\$)	1998 (\$)
Newfoundland & Labrador	10,741	10,829	11,446	11,353
Prince Edward Island	13,522	13,945	13,449	13,036
Nova Scotia	11,809	12,191	13,878	14,127
New Brunswick	11,434	11,196	11,691	12,304
Québec	14,255	13,013	16,191	16,357
Ontario	15,762	16,685	19,868	20,643
Manitoba	15,227	13,315	16,251	14,734
Saskatchewan	12,151	13,328	13,583	16,372
Alberta	12,145	13,373	12,946	13,875
British Columbia	14,318	16,379	16,025	18,440
Northwest Territories	18,172	20,901	20,945	22,906
Yukon Territory	n/a ²	n/a ²	n/a ²	n/a ²

1 Incomes adjusted to 1998 dollars. Figures are for single assistant teachers and teachers without dependants, full- and part-time employees combined.

2 Sample too small to report.

Table 12
Mean gross hourly wage (in actual \$) for centre-based staff - 1991, 1998¹

Province/Territory	Assistant teachers		Teachers		Teacher/directors		Administrative directors	
	1991 (\$)	1998 (\$)	1991 (\$)	1998 (\$)	1991 (\$)	1998 (\$)	1991 (\$)	1998 (\$)
Newfoundland & Labrador	5.57	6.37	6.03	6.76	7.62	7.89	11.82	12.07
Prince Edward Island	7.29	8.18	7.25	7.54	9.47	11.84	10.00	14.37
Nova Scotia	6.22	7.04	7.64	8.51	9.87	10.21	14.08	14.58
New Brunswick	6.03	6.34	6.19	7.12	7.78	9.26	10.80	10.06
Québec	8.69	8.12	10.25	11.04	11.55	14.05	13.15	17.41
Ontario	8.84	10.60	11.51	13.48	14.56	17.48	18.84	22.00
Manitoba	8.60	8.37	9.29	9.49	13.35	13.83	15.06	17.34
Saskatchewan	6.59	8.45	7.52	10.74	11.35	11.74	13.39	14.58
Alberta	6.23	7.90	6.76	8.36	10.00	9.90	11.64	12.73
British Columbia	7.85	10.55	8.94	12.07	11.48	14.41	14.29	18.73
Northwest Territories	9.68	12.07	11.34	13.40	14.36	19.32	20.49	n/a ²
Yukon Territory	8.44	9.97	9.58	11.71	n/a ²	n/a ²	n/a ²	n/a ²
Total	8.29	9.59	9.71	11.62	12.42	14.52	15.87	18.45

¹ Rates for assistant teachers and teachers are for part- and full-time staff combined. Rates for teacher-directors and administrative-directors are for full-time staff.

² Sample size too small to report.

FURTHER READINGS

Arranged according to province/territory; Aboriginal child care; the Big Picture, and date of publication, from most recent to oldest.

Newfoundland and Labrador

Doherty, G., Goelman, H., LaGrange, A., Lero, D. & Tougas, J. (in press). *You bet I care!* Guelph, ON: University of Guelph. [Working papers available online: <http://www.cfc.etc.ca/docs/00001269.htm>].

Federal, Provincial & Territorial Ministers Responsible for Social Services. (1999). Newfoundland and Labrador. In *The national child benefit progress report 1999* (pp. 36-37). Ottawa: Ministry of Public Works & Government Services.

Government of Newfoundland & Labrador. (1998). *People, partners and prosperity: A strategic social plan for Newfoundland and Labrador*. St. John's, NF: Office of the Queen's Printer.

Lyon, M. & Canning, P. (1997). Auspice, location, provincial legislation and funding of day care in Atlantic Canada: Relationships with centre quality and implications for policy. *Canadian Journal of Research in Early Childhood Education*, 6(2), 139-155.

Muggridge, K. (1996). Newfoundland and Labrador: A difficult situation. *Interaction*, 9(4), 29. Ottawa: Canadian Child Care Federation.

Select Committee on Children's Interest. (1996). *LISTENing and ACTing: A plan for child, youth and community empowerment*. St. John's, NF: Author.

Association of Early Childhood Educators, Newfoundland & Labrador. (1995). *Brief submitted to the select committee on children's interest*. NF: Author.

Lyon, M. & Canning, P. (1995). *The Atlantic day care study*. Halifax, NS: Mount St. Vincent University.

Prince Edward Island

Doherty, G., Goelman, H., LaGrange, A., Lero, D. & Tougas, J. (in press). *You bet I care!* Guelph, ON: University of Guelph. [Working papers available online: <http://www.cfc.etc.ca/docs/00001269.htm>].

Federal, Provincial & Territorial Ministers Responsible for Social Services. (1999). Prince Edward Island. In *The national child benefit progress report 1999* (pp. 38-39). Ottawa: Ministry of Public Works & Government Services.

Lyon, M. & Canning, P. (1997). Auspice, location, provincial legislation and funding of day care in Atlantic Canada: Relationships with centre quality and implications for policy. *Canadian Journal of Research in Early Childhood Education*, 6(2), 139-155.

Lyon, M. & Canning, P. (1995). *The Atlantic day care study*. Halifax, NS: Mount St. Vincent University.

Nova Scotia

Doherty, G., Goelman, H., LaGrange, A., Lero, D. & Tougas, J. (in press). *You bet I care!* Guelph, ON: University of Guelph. [Working papers available online: <http://www.cfc.etc.ca/docs/00001269.htm>].

Federal, Provincial & Territorial Ministers Responsible for Social Services. (1999). Nova Scotia. In *The national child benefit progress report 1999* (pp.40-41). Ottawa: Ministry of Public Works & Government Services.

Nova Scotia Round Table on Day Care. (1997). *A tall order: Meeting Nova Scotia's child care needs*. Halifax, NS: Author.

Lyon, M. & Canning, P. (1997). Auspice, location, provincial legislation and funding of day care in Atlantic Canada: Relationships with centre quality and implications for policy. *Canadian Journal of Research in Early Childhood Education*, 6(2):139-155.

Lyon, M. & Canning, P. (1995). *The Atlantic day care study*. Halifax, NS: Mount St. Vincent University.

Davis, S. (1995). *Reaping the benefits: The effectiveness of the certification process for early childhood educators of Nova Scotia*. Paper prepared for the Certification Council of Early Childhood Educators of Nova Scotia.

Nova Scotia Round Table on Day Care. (1994). *Report of the Nova Scotia round table on day care*. Halifax, NS: Author.

Periodical

Child Care Connection-NS. *Connections*. Halifax, NS: Author.

New Brunswick

Doherty, G., Goelman, H., LaGrange, A., Lero, D. & Tougas, J. (in press). *You bet I care!* Guelph, ON: University of Guelph. [Working papers available online: <http://www.cfc.etc.ca/docs/00001269.htm>].

Federal, Provincial & Territorial Ministers Responsible for Social Services. (1999). New Brunswick. In *The national child benefit progress report 1999* (p. 42). Ottawa: Ministry of Public Works & Government Services.

Johnson, L. & Mathien, J. (1998). *Early childhood education services for kindergarten-age children in four Canadian provinces: Scope, nature, and models for the future*. Ottawa: Caledon Institute of Social Policy.

Office for Family & Prevention Services. (1998). *An overview of the early childhood initiatives (ECI)*. New Brunswick: Department of Health and Community Services, Office for Family & Prevention Services.

Lyon, M. & Canning, P. (1997). Auspice, location, provincial legislation and funding of day care in Atlantic Canada: Relationships with centre quality and implications for policy. *Canadian Journal of Research in Early Childhood Education*, 6(2), 139-155.

Lyon, M. & Canning, P. (1995). *The Atlantic day care study*. Halifax, NS: Mount St. Vincent University.

Government of New Brunswick. (1994). *New directions: Child care reforms*. NB: Author.

New Brunswick Child Care Review Committee. (1994). *A policy framework for child care services: Report of the child care review committee*. NB: Author.

Québec

Doherty, G., Goelman, H., LaGrange, A., Lero, D. & Tougas, J. (in press). *You bet I care!* Guelph, ON: University of Guelph. [Working papers available online: <http://www.cfc.etc.ca/docs/00001269.htm>].

Rochon, Y. (1999). Québec: A giant step forward for working conditions. *Interaction*, 13(3),4. Ottawa: Canadian Child Care Federation.

Tougas, J. (1999). *What the rest of Canada can learn from Québec*. Speech prepared for Good Child Care in Canada for the 21st Century: Preparing the Policy Map Symposium, May 29-30, Toronto. [Online] Available: <http://www.childcarepolicy.org/jocelynespeech.htm>

Johnson, L. & Mathien, J. (1998). *Early childhood education services for kindergarten-age children in four Canadian provinces: Scope, nature, and models for the future*. Ottawa: Caledon Institute of Social Policy.

Jenson, J. (1998). *Citizenship in neo-liberal times: Rethinking, restructuring and redesigning responsibility for child care*. Paper prepared for the International Sociological Association, Montréal.

- Ministère de la Famille et de l'Enfance. (1998). *Situation des agences en 1997: Analyse de rapports d'activités 1996-1997 soumis par les agences de service de garde en milieu familial*. QC: Author.
- Ministère de la Famille et de l'Enfance. (1998). *Situation de garderies au Québec en 1997: Analyse des rapports d'activités 1996-1997 soumis par les garderies*. QC: Author.
- Ministère du Conseil Exécutif. (1997). *Families first: New elements of the family policy — Our children at the heart of our decisions*. QC: Author.
- Rochon, Y. (1997). *Québec's new family policy. (factsheet)*. Toronto: University of Toronto, Centre for Urban and Community Studies, Childcare Resource and Research Unit.
- Ministère de l'Éducation. (1996). *Organization of school day care*. QC: Author.
- Ministère de l'Éducation. (1996). *The estates general on education 1995-1996: The state of education in Québec*. QC: Author.
- Conseil Supérieur de l'Éducation. (1996). *Pour un développement intégré des services éducatifs à la petite enfance: De la vision à l'action*. QC: Author.
- Ontario**
- Doherty, G., Goelman, H., LaGrange, A., Lero, D. & Tougas, J. (in press). *You bet I care!* Guelph, ON: University of Guelph. [Working papers available online: <http://www.cfc.etc.ca/docs/00001269.htm>].
- KPMG National Consulting Services. (1999). *Ontario Works in Toronto: An operational review*. Toronto: Ministry of Community & Social Services.
- Kyle, I. (1999). *Towards a framework for integrating early childhood development and family support programs in Toronto*. Toronto: City of Toronto.
- McCain, M. & Mustard, F. (1999). *Reversing the real brain drain: Early years study*. Toronto: Ontario Children's Secretariat.
- Federal, Provincial & Territorial Ministers Responsible for Social Services. (1999). Ontario. In *The national child benefit progress report 1999* (pp. 43-44). Ottawa: Ministry of Public Works & Government Services.
- Ontario Coalition for Better Child Care. (1999). *Child care at the centre: Brief to the provincial legislature*. Toronto: Author.
- Johnson, L. & Mathien, J. (1998). *Early childhood education services for kindergarten-age children in four Canadian provinces: Scope, nature, and models for the future*. Ottawa: Caledon Institute of Social Policy.
- Jenson, J. (1998). *Citizenship in neo-liberal times: Rethinking, restructuring and redesigning responsibility for child care*. Paper prepared for the International Sociological Association, Montréal.
- Ontario Coalition for Better Child Care. (1998). *The Harris government record on child care: The OCBCC response to the crisis*. Toronto: Author.
- Government of Ontario. (1997). *Bill 152: An Act to improve services, increase efficiency and benefit taxpayers by eliminating duplication and reallocating responsibilities between provincial and municipal government in various areas and to implement other aspects of the government's "Who Does What" agenda*. Toronto: Author.
- Ontario Coalition for Better Child Care. (1997). *A guide to child care in Ontario* (Second edition). Toronto: Author.
- White, L. (1997). Partisanship or politics of austerity? Child care policy development in Ontario and Alberta, 1980-1996. *Journal of Family Issues*, 18(1), 7-29

Periodicals

Ontario Coalition for Better Child Care. *Executive director's report*. Toronto: Author.

Ontario School-Age Child Care Committee. *Exploring environments: A newsletter about school-age child care in Ontario*. Toronto: Author.

Manitoba

Doherty, G., Goelman, H., LaGrange, A., Lero, D. & Tougas, J. (in press). *You bet I care!* Guelph, ON: University of Guelph. [Working papers available online: <http://www.cfc.efc.ca/docs/00001269.htm>].

Manitoba Children & Youth Secretariat. (1999). *The Manitoba Childrenfirst plan: A status report*. Winnipeg, MB: Author.

Federal, Provincial & Territorial Ministers Responsible for Social Services. (1999). Manitoba. In *The national child benefit progress report 1999* (pp. 45-46). Ottawa: Ministry of Public Works & Government Services.

Child Day Care Division. (1998). *Information on the classification of child care workers (amendments to Manitoba regulation 62/86)*. Winnipeg, MB: Family Services, Child Day Care Division.

Manitoba Child Care Association. (1998). Results of MCCA's 1997 salary survey. *Bulletin*, 6, 2-11.

Periodical

Manitoba Child Care Association. *Child care bridges*. Winnipeg, MB: Author.

Saskatchewan

Doherty, G., Goelman, H., LaGrange, A., Lero, D. & Tougas, J. (in press). *You bet I care!* Guelph, ON: University of Guelph. [Working papers available online: <http://www.cfc.efc.ca/docs/00001269.htm>].

Federal, Provincial & Territorial Ministers Responsible for Social Services. (1999). Saskatchewan. In *The national child benefit progress report 1999* (pp. 47-48). Ottawa: Ministry of Public Works & Government Services.

Government of Saskatchewan. (1999). *Saskatchewan's Action Plan for Children: Building on community success: Creating a long term plan for Saskatchewan's youngest children and their families*. Working paper. SK: Author.

Peel, B. (1999). Saskatchewan First Nations child care, 1995-1999. *Interaction*, 13(1), 15-16. Ottawa: Canadian Child Care Federation.

Duxbury, L. & Higgins, D. (1998). *Work-life balance in Saskatchewan: Realities and challenges*. Regina, SK: Saskatchewan Labour.

Government of Saskatchewan. (n.d.). *Our children, our future: Saskatchewan's Action Plan for Children. Four years later*. Regina, SK: Author.

Gibson, B. (1996). The Saskatchewan picture. *Interaction*, 9(4), 30-31. Ottawa: Canadian Child Care Federation.

Government of Saskatchewan. (1994). *Breaking new ground in child care*. SK: Author.

Saskatchewan Child Care Association. (1994). *National child care policy in Canada: A provincial perspective*. Saskatoon, SK: Author.

Alberta

Doherty, G., Goelman, H., LaGrange, A., Lero, D. & Tougas, J. (in press). *You bet I care!* Guelph, ON: University of Guelph. [Working papers available online: <http://www.cfc.etc.ca/docs/00001269.htm>].

Federal, Provincial & Territorial Ministers Responsible for Social Services. (1999). Alberta. In *The national child benefit progress report 1999* (pp. 49-50). Ottawa: Ministry of Public Works & Government Services.

Johnson, L. & Mathien, J. (1998). *Early childhood education services for kindergarten-age children in four Canadian provinces: Scope, nature, and models for the future*. Ottawa: Caledon Institute of Social Policy.

Hayden, J. (1997). *Neo-conservatism and child care services in Alberta: A case study* (Occasional paper number 9). Toronto: University of Toronto, Centre for Urban & Community Studies, Childcare Resource & Research Unit.

White, L. (1997). Partisanship or politics of austerity? Child care policy development in Ontario and Alberta, 1980-1996. *Journal of Family Issues*, 18(1), 7-29

Commissioner of Services for Children. (1994). *Focus on children: A plan for effective, integrated community services for children and their families*. Edmonton, AB: Author.

Commissioner of Services for Children. (1994). *Finding a better way: The consultations and research leading to the redesigning of children's services in Alberta*. Edmonton, AB: Author.

British Columbia

Doherty, G., Goelman, H., LaGrange, A., Lero, D. & Tougas, J. (in press). *You bet I care!* Guelph, ON: University of Guelph. [Working papers available online: <http://www.cfc.etc.ca/docs/00001269.htm>].

Federal, Provincial & Territorial Ministers Responsible for Social Services. (1999). British Columbia. In *The national child benefit progress report 1999* (pp. 49-50). Ottawa: Ministry of Public Works & Government Services.

Ministry of Social Development and Economic Security. (1999). *Building a better future for British Columbia's kids*. Discussion paper. Victoria, BC: Author.

Ministry for Children and Families. (1998). *Ministry for Children and Families fact sheet*. BC: Author.

Ministry of Health & Ministry Responsible for Seniors. (1998). *A report on the health of British Columbians: Provincial Health Officer's annual report 1997. Feature report: The health and well-being of British Columbia's children*. BC: Ministry of Health.

Ministry for Children and Families. (1998). *1997 Provincial child care survey highlights*. BC: Author.

Ministry for Children and Families. (1997). *Supported child care: Enhancing accessibility — A resource manual for communities, child-care settings and child-care providers*. Victoria, BC: Ministry for Children & Families.

Office of the Auditor General of British Columbia. (1997). *Performance audit: Management of child care grants*. Victoria, B.C.: Author.

Periodical

Association of Early Childhood Educators of British Columbia. *The early childhood educator*. Vancouver, BC: Author.

Coalition of Child Care Advocates of B.C. *Coalition of child care advocates of B.C.* [newsletter]. Vancouver: B.C.: Author.

Yukon

Doherty, G., Goelman, H., LaGrange, A., Lero, D. & Tougas, J. (in press). *You bet I care!* Guelph, ON: University of Guelph. [Working papers available online: <http://www.cfc.etc.ca/docs/00001269.htm>].

Federal, Provincial & Territorial Ministers Responsible for Social Services. (1999). Yukon. In *The national child benefit progress report 1999* (pp.53). Ottawa: Ministry of Public Works & Government Services.

Health and Social Services. (n.d.). *Guidelines and policies for child care and family day home programs*. Yukon: Author.

Mauch, D., Christian, C., Gedrose, A. & Trujillo, G. (1992). Yukon report. In A. Pence (Co-ordinating Ed.), *Canadian child care in context: Perspectives from the provinces and territories, Canadian national child care study* (Volume 1, pp. 455-512). Ottawa, ON: Health & Welfare Canada & Statistics Canada.

Northwest Territories

Doherty, G., Goelman, H., LaGrange, A., Lero, D. & Tougas, J. (in press). *You bet I care!* Guelph, ON: University of Guelph. [Working papers available online: <http://www.cfc.etc.ca/docs/00001269.htm>].

Friedman-Dibdin, K. (1996). Child care in the Northwest Territories. *Interaction*, 9(4), 30. Ottawa, ON: Canadian Child Care Federation.

Redshaw, D., Wilson, T., Cairns, R. & Moore, C. (1992). In A. Pence (Co-ordinating Ed.), *Canadian child care in context: Perspectives from the provinces and territories, Canadian national child care study* (Volume 1, pp. 455-512). Ottawa, ON: Health & Welfare Canada & Statistics Canada.

Aboriginal Child Care

Greenwood, M., & Shawana, P. (1999). First nations child care. A national study, May 1998 to March 2000. In *Linking research to practice: A Canadian forum proceedings report* (pp.219-223). Ottawa: Canadian Child Care Federation.

Greenwood, M. (1999). Aboriginal child care in review: Part one. *Interaction*, 13(2), 17-20. Ottawa: Canadian Child Care Federation.

Royal Commission on Aboriginal Peoples. (1996). *Gathering strength: Report of the Royal Commission on Aboriginal Peoples. Volume 3*. Ottawa, ON: Ministry of Supplies and Services.

Archibald, L. (1995). Day care in Inuit communities. *Focus*, 6, 21-23. Ottawa, ON: Canadian Child Care Federation.

Assembly of First Nations. (1995). *National overview of First Nations child care in Canada*. Ottawa, ON: Author.

Health Canada. (1995). *Aboriginal Head Start* [information package]. Ottawa, ON: Author.

Joint First Nations/Inuit/Federal Child Care Working Group. (1995). *Considerations and recommendations for the First Nations/Inuit child care program and funding framework*. Author.

Human Resources Development Canada. (1994). *Inuit child care projects*. Ottawa, ON: Author.

Human Resources Development Canada. (1994). *On- and off-reserve aboriginal child care projects: Highlights*. Ottawa, ON: Author.

Jette, D. & Dumont-Smith, C. (1994). *National Commission on Aboriginal Child Care: Our children – our responsibility, blueprint for action*. Ottawa, ON: Native Council of Canada.

Québec Native Women's Association. (1994). *Policy paper on native child care services: The needs, the services available and the steps to be undertaken to meet the needs*. Kahnawake, QC: Author.

Québec Native Women's Association. (1994). *Policy paper on native child care services: The needs, the services available and the steps to be undertaken to meet the needs*. Kahnawake, QC: Author.

Thomas, L. & Learoyd, S. (1990). *Native child care: In the spirit of caring*. Ottawa, ON: Native Council of Canada.

Seto-Thomas, L. (1990). *Native child care: The circle of care*. Ottawa, ON: Native Council of Canada.

Periodicals

Aboriginal Child Care Society. *The caring for our children newsletter*. North Vancouver, B.C. : Author.

Health Canada. *Aboriginal Head Start initiative*. Ottawa. Author

The Big Picture

Battle, K. & Torjman, S. (in press). *Three pillars of family policy*. Ottawa: Caledon Institute of Social Policy.

Cleveland, G. and Krashinsky, M. (Eds.) (in press). *Good child care in Canada for the 21st century: Preparing the policy map*. Toronto: University of Toronto Press.

Hayden, J. (Ed.). (2000). *Landscapes in early childhood education: Cross national perspectives on empowerment*. New York: Peter Lang Publishers.

Prochner, L. & Howe, N. (Eds.). (in press). *Early childhood care and education in Canada*. Vancouver: University of British Columbia Press.

Timpson, A. (in press.). *Driven apart: The construction of women as worker-citizens and mother-citizens in Canadian employment policy 1940-1988*. Vancouver: UBC Press.

Anderson, L., Chudnovsky, R. & Kershaw, P. (1999). *B.C. child care funding options project*. Vancouver, B.C.: B.C. Association of Child Care Services.

Battle, K. & Mendelson, M. (1999). *How to do a children's budget and a tax cut budget in 2000*. Ottawa: Caledon Institute of Social Policy.

Childhood and Youth Division. (1999). *The early child development system and its program components. Components of early child development system overview and summary*. [Online]. Available: <http://www.hc-sc.gc.ca/english/archives/releases/ecdreport.htm>

Doherty, G., Goelman, H., LaGrange, A., Lero, D. & Tougas, J. (in press). *You bet I care!* Guelph, ON: University of Guelph. [Working papers available online: <http://www.cfc.etc.ca/docs/00001269.htm>].

Federal, Provincial and Territorial Ministers Responsible for Social Services. (1999). *The National Child Benefit progress report 1999*. Ottawa, ON: Ministry of Public Works and Government Services.

Federal-Provincial-Territorial Council of Ministers on Social Policy Renewal. (1999). *A National Children's Agenda: Developing a shared vision*. Canada: Author.

Federal-Provincial-Territorial Council of Ministers on Social Policy Renewal. (1999). *A National Children's Agenda: Measuring child well-being and monitoring progress*. Canada: Author.

Friendly, M. (1999). *Child care and Canadian federalism in the 1990s: Canary in the coal mine*. Paper presented at Good Child Care in Canada in the 21st Century: Preparing the Policy Map Symposium, May 29-30, Toronto. [Online]. Available: <http://www.childcarepolicy.org/marthatoc.htm>.

Hurtig, M. (1999). *Pay the rent or feed the kids: The tragedy of poverty in Canada*. Toronto: McClelland & Stewart.

Jenson, J. & Stroick, S. (1999). *A policy blueprint for Canada's children*. Ottawa: Canadian Policy Research Networks.

Kent, T. (1999). *Social policy 2000: An agenda*. Ottawa, ON: Caledon Institute of Social Policy.

Kyle, I. (1999). *Towards a framework for integrating early childhood development and family support programs in Toronto*. Toronto: City of Toronto.

Lipps, G. & Yiptong-Avila, J. (1999). *From home to school: How Canadian children cope. Initial analyses using data from the second cycle of the school component of the National Longitudinal Survey of Children and Youth*. Ottawa: Statistics Canada.

Mahon, R. (1999). Both wage earner and mother: Women's organizing and child care policy in Sweden and Canada. In L. Briskin & M. Eliasson (Eds.), *Women's organizing and public policy in Canada and Sweden* (pp.238-279). Montréal and Kingston: McGill and Queen's University Press.

National Council of Welfare. (1999). *Children first: A pre-budget report by the National Council of Welfare*. Ottawa, ON: Author.

National Council of Welfare. (1999). *Preschool children: Promises to keep*. Ottawa, ON: Author.

Penn, Helen. (1999). *How should we care for babies and toddlers? An analysis of practice in out-of-home care for children under three*. Occasional paper number 10. Toronto, ON: University of Toronto, Centre for Urban & Community Studies, Childcare Resource & Research Unit. [Available online: <http://www.childcarecanada.org/resources/CRRUpubs>].

Phillips, Lisa. (1999). *Response to the report of the Finance Sub-Committee established to study the equity of the Canadian tax and transfer system as it applies to families with dependent children*. Paper prepared for National Association of Women and the Law. Ottawa.

Prince, M. (1999). From health and welfare to stealth and farewell: Federal social policy 1980-2000. In L. Pal (Ed.), *How Ottawa spends 1999-2000* (pp. 151-196). Don Mills, ON: Oxford University Press.

Rothman, L. & Kass, J. (1999). Still struggling for better child care: The labour movement and the child care movement in Canada. In D. Broad & W. Antony (Eds), *Citizens or Consumers? Social policy in a market society* (pp.259-277). Halifax, NS: Fernwood Publishing.

Sub-Committee on Children and Youth at Risk. (1999). *Interim report of the Standing Committee on Human Resources Development and the Status of Persons with Disabilities. Fifth report: The future of children and youth in Canada*. Ottawa: Standing Committee on Human Resources Development and the Status of Persons with Disabilities, Sub-Committee on Children and Youth at Risk.

Sub-Committee on Tax Equity for Canadian Families with Dependent Children. (1999). *For the benefit of our children: Improving tax fairness. Nineteenth report of the Standing Committee on Finance*. Ottawa, ON: Standing Committee on Finance, Sub-Committee on Tax Equity for Canadian Families with Dependent Children.

Swail, H. & Howe, S. (1999). *Emergency child care: Its impact, practice and innovation: A Canadian study*. Ottawa: Short Term Child Care.

Torjman, S. (1999). *Will the "children's budget" include kids with disabilities?* Ottawa: Caledon Institute of Social Policy.

Beach J. (1998). *Early childhood care and education and the National Children's Agenda: A policy discussion paper*. Paper prepared for Child Care Advocacy Association of Canada, Ottawa.

Beach, J., Bertrand, J. and Cleveland, G. (1998). *Our childcare workforce: From recognition to remuneration—More than a labour of love*. Ottawa, ON: Child Care Human Resources Steering Committee, c/o Canadian Child Care Federation. [Executive summary available online: http://www.childcarecanada.org/research/new/exec_sum/exectoc.html].

Boismenu G. and Jensen, J. (1998). A Social Union or a federal state?: Competing visions of intergovernmental relations in the new liberal era. In L. Pal (Ed.), *How Ottawa spends 1998-99* (pp. 56-79). Toronto, ON: Oxford University Press.

Browne, G., Byrne, C., Roberts, J., Gafni, A., Watt, S., Haldane, S., Thomas, I., Ewart, B., Schuster, M., Underwood, J., Kingston, S., & Rennick, K. (1998). *Benefiting all the beneficiaries of social assistance is within our reach: An RCT of the two-year effects and expense of subsidized vs. non-subsidized quality child care/recreation for children*. Hamilton, ON: McMaster University, Faculty of Health Sciences & Faculty of Social Sciences, System-Linked Research Unit.

Cleveland, G. and Krashinsky M. (1998). *The benefits and costs of good child care: The economic rationale for investment in young children*. Toronto, ON: University of Toronto, Centre for Urban & Community Studies, Childcare Resource and Research Unit. [Available online: <http://www.childcarecanada.org/resources/CRRUpubs>].

Doherty, G., Friendly, M. & Oloman, M. (1998). *Women's support, women's work: Child care in an era of deficit reduction, devolution, downsizing and deregulation*. Ottawa, ON: Status of Women Canada. [Available online: <http://www.swc-cfc.gc.ca/publish/research/ccare-e.html>].

Foster, L. & Broad, D. (1998). *Flexible child care for flexible workers*. Regina, SK: University of Regina, Faculty of Social Work, Social Policy Research Unit.

Freiler, C., & Cerny, J. (1998). *Benefiting Canada's children: Perspectives on gender and social responsibility*. Ottawa, ON: Status of Women Canada. [Available online: <http://www.swc-cfc.gc.ca/publish/research/cbenef-e.html>].

Irwin, S.H., Lero, D. & Brophy, K. (1998). *A matter of urgency: A preliminary report based on working towards inclusive child care – A study of caregivers' attitudes and experiences regarding the inclusion of children with special needs*. Sydney, NS: SpecialLink.

Jacobs, E., Mill, D., Gage H., Maheux, I., and Beaumont, J. (1998). *Directions for further research in Canadian school-age child care*. School-Age Care Association of Ontario & Manitoba Child Care Association.

Jenson, J. (1998). *Citizenship in neo-liberal times: Rethinking, restructuring and redesigning responsibility for child care*. Paper prepared for the International Sociological Association, Montréal.

Johnson, L.C. and Mathien, J. (1998). *Early childhood services for kindergarten-age children in four Canadian provinces: Scope, nature and models for the future*. Ottawa, ON: Caledon Institute for Social Policy.

Kyle, I. & Kellerman, M. (1998). *Case studies of family resource programs: Supporting families, children and communities*. Ottawa, ON: Canadian Association of Family Resource Programs.

O'Hara, K. (1998). *Comparative family policy: Eight countries' stories*. Ottawa, ON: Canadian Policy Research Networks. [Available online: <http://www.cprn.com>].

White, L. A. (1998). *Welfare state development and child care policies: A comparative analysis of France, Canada and the United States*. Unpublished doctoral dissertation, University of Toronto.

Bach, S. & Phillips, S. (1997). Constructing a new Social Union: Child care beyond infancy? In G. Swimmer (Ed.), *How Ottawa spends 1997-1998. Seeing red: A liberal report card* (pp. 235-258). Ottawa, ON: Carleton University Press.

Cleveland, G. & Hyatt, D. (1997). Assessing federal child care policy: Does the arrow reach its target? *Policy Options*, 18(1), 20-24.

Friendly, M. (1997). What is the public interest in child care? *Policy Options*, 18(1), 3-6.

Irwin, S.H. & Lero, D.S. (1997). *In our way: Child care barriers to full workforce participation experienced by parents of children with special needs – and potential remedies*. Cape Breton, NS: Breton Books.

Institute for Research on Public Policy. (1997). *Policy options*, 18(1). Special issue on child care. Montréal: Author.

Kammerman, S.B. & Kahn, A.J. (Eds.). (1997). *Family change and family policies in Great Britain, Canada, New Zealand and the United States. Family change and family policies in the west*. Volume 1. New York: Oxford University Press.

- Krashinsky, M. & Cleveland, G. (1997). Rethinking the rationales for public funding of child care. *Policy Options*, 18(1), 16-19.
- Mahon, R. (1997). Child care in Canada and Sweden: Policy and politics. *Social Politics* 4 (3), 382-418.
- Mark Rubin Productions. (Producer). (1997). *In the public interest: The benefits of high quality child care*. [Videocassette recording]. Toronto: University of Toronto, Centre for Urban and Community Studies, Childcare Resource & Research Unit).
- Novick, M. & Shillington, R. (1997). *Mission for the millennium: A comprehensive strategy for children & youth*. Toronto, ON: Campaign 2000.
- Ministère du Conseil Exécutif. (1997). *Families first: New elements of the family policy: Our children at the heart of our decisions*. Sainte-Foy, QC: Author.
- Pence, A., Griffins, S., McDonnell, L., Goelman, H, Lero, D. & Brockman, L. (1997). *Shared diversity: An interprovincial report on child care in Canada. Canadian national child care study*. Ottawa: Statistics Canada & Human Resources Development Canada.
- Powell, L. (1997). Family behaviour and child care costs: Policy implications. *Policy Options*, 18(1), 11-15.
- Prentice, S. (1997). The deficiencies of commercial day care. *Policy Options*, 18(1), 42-46.
- Rose, R. (1997). For direct public funding of child care. *Policy Options*, 18(1), 31-33.
- Doherty, G. & Stuart, B. (1996). *A profile of quality in Canadian child care centres*. Guelph, On: University of Guelph.
- Friendly, M. & Oloman, M. (1996). Child care at the centre: Child care on the social, economic and political agenda in the 1990s. In J. Pulkingham & G. Ternowetsky (Eds.), *Remaking Canadian social policy: Social security in the late 1990s* (pp.273-285). Halifax, NS: Fernwood Publishing.
- Schmidt, L., Friendly, M. & Beach, J. (1996). Work-related child care centres in Canada: Private solutions to public policy. *Canadian Journal of Research in Early Childhood Education*, 5(1), 47-58.
- Baker, M. (1995). *Canadian family policies: Cross-national comparisons*. Toronto, ON: University of Toronto Press.
- Canadian Association of Family Resource Programs. (1995). *1994 status report on family resource programs across Canada*. Ottawa, ON: Author.
- Doherty, G., Rose, R., Friendly, M, Lero, D. & Irwin, S. (1995). *Child care: Canada can't work without it*. Occasional Paper No. 5. Toronto, ON: University of Toronto, Centre for Urban & Community Studies, Childcare Resource & Research Unit.
- Irwin, S. (1995). *Charting new waters*. Wreck Cove, NS: Breton Books.
- Lyon, M. & Canning, P. (1995). *The Atlantic day care study*. Halifax, NS: Mount St. Vincent University.
- Rural Routes. (1995). *From sea to sea: A look at rural child care across Canada*. Rural Routes, 2(fall issue), 4-5. Langruth, MB: National Coalition for Rural Child Care.
- SpeciaLink. (1995) Provincial and territorial early intervention directory. *SpeciaLink*, 6(1), page insert (not numbered). Sydney, NS: Author.
- Friendly, M. (1994). *Child care policy in Canada: Putting the pieces together*. Don Mills, ON: Addison Wesley Publishers Limited.
- Government of Canada. (1994). *Child care and development: A supplementary paper*. Ottawa, ON: Author.

- Irwin, S. (1994). *In the mainstream from the beginning: Toward a federal role for inclusion of children with special needs in Canadian child care programs*. Sydney, NS: SpecialLink.
- Lero, D. & Johnson, K. (1994). *110 Canadian statistics on work and family*. Ottawa, ON: Canadian Advisory Council on the Status of Women.
- Beach, J. (1993). A comprehensive system of child care. In Ontario Coalition for Better Child Care, *A child care agenda for the 90s: Putting the pieces together* (pp.57-81). Toronto, ON: Ontario Coalition for Better Child Care.
- Beach, J. (1993). *Work-related child care in context: A study of work-related child care in Canada*. Occasional Paper No. 3. Toronto, ON: Toronto, ON: University of Toronto, Centre for Urban & Community Studies, Childcare Resource & Research Unit.
- Bertrand, (1993). Caring for children. In Ontario Coalition for Better Child Care, *A child care agenda for the 90s: Putting the pieces together* (pp.82-98). Toronto, ON: Ontario Coalition for Better Child Care.
- Cameron, B. (1993). Child care: Whose responsibility? In Ontario Coalition for Better Child Care, *A child care agenda for the 90s: Putting the pieces together* (pp.17-33). Toronto, ON: Ontario Coalition for Better Child Care.
- Friendly, M., Rothman, L. & Oloman, M. (1993). *Child care for Canadian children and families*. Occasional Paper No. 1. Toronto, ON: Toronto, ON: University of Toronto, Centre for Urban & Community Studies, Childcare Resource & Research Unit.
- Goelman, H., Pence, A., Lero, D., Brockman, L, Glick, N. & Berkowitz, J. (1993). *Where are the children? An overview of child care arrangements in Canada. Canadian national child care study*. Ottawa, ON: Statistics Canada & Health and Welfare Canada.
- Lero, D., Brockman, L., Pence, A., Goelman, H. & Johnson, K. (1993). *Workplace benefits and flexibility: A perspective on parents' experiences*. Ottawa, ON: Statistics Canada & Human Resources Development Canada.
- Oloman, M. (1993). Child care funding. In Ontario Coalition for Better Child Care, *A child care agenda for the 90s: Putting the pieces together* (pp.34-56). Toronto, ON: Ontario Coalition for Better Child Care.
- Canadian Day Care Advocacy Association & Canadian Child Day Care Federation. (1992). *Caring for a living: A study on wages and working conditions in Canadian child care*. Ottawa, ON: Authors.
- Kyle, I. (1992). Models of family day care and support services in Canada. In D. Peters & A. Pence (Eds.), *Family day care: Current research for informed public policy* (pp.209-228). New York, NY: Teachers College Press.
- Lero, D., Goelman, H., Pence, A., Brockman, L. & Nuttall, S. (1992). *Parental work patterns and child care needs. Canadian national child care study*. Ottawa, ON: Statistics Canada & Health and Welfare Canada.
- Lero, D., Pence, A., Shields, M., Brockman, L. & Goelman, H. (1992). *Introductory report. Canadian national child care study*. Ottawa, ON: Statistics Canada & Health and Welfare Canada.
- Pence, A. (Coordinating Editor). (1992). *Canadian child care in context: Perspectives from the provinces and territories, volume i and ii. Canadian national child care study*. Ottawa, ON: Statistics Canada & Health and Welfare Canada.
- Cooke, K., London, J. Edwards, R. & Rose-Lizée, R. (1986). *Report of the Task Force on Child Care*. Ottawa, ON: Status of Women Canada.
- Note: For a much more complete set of child care readings, please check CRRU's on-line database (CIRC) at www.childcarecanada.org*